

catalogue n. 17



500 872 2674 F. Campagnolo



S.p.A. Brevetti Internazionali CAMPAGNOLO
36100 VICENZA - ITALY
Fully paid-up Company's capital Lit. 1.100.000.000
Corso Padova 168
P.O. Box No. 822
phone: 500055 (8 lines)
telex: 48074 CAMPA
Registration number of Vicenza's Court 4265

“Brevetti Internazionali Campagnolo S.p.A.” is a leading Company that through the high qualifications of its technicians and the experience of its skilled workers has established a worldwide reputation for products in various technological sectors. It has created all the cycle racing articles presented in this catalogue.

Campagnolo products are held in highest repute by qualified engineers and leading sportsmen alike, because of their superior quality confirmed by the numerous victories gained in every field, not only by the leading professional riders but also amateurs in every country.

Articles which have been often imitated but never equalled.

N. B. Any person infringing Campagnolo patents, trade marks, and registered designs will be prosecuted.



CAMPAGNOLO®

BREV. INTER. CAMPAGNOLO®

Brevetti Internazionali Campagnolo is identified with its founder, the current President and Managing Director - Tullio Campagnolo.

On the 11th November 1927 Tullio Campagnolo, by that time a recognised amateur racing cyclist, is competing in a hard cycle race being run on roads in the Dolomites. Suddenly the weather turns to intense cold with snow on the scene resembles winter on the difficult twisting road on the Aune Cross Pass.

Campagnolo is in a good position but punctures. His fingers are so numb with the cold that he cannot unscrew the wing-nuts which hold his wheel in the frame. He loses valuable time but thereby conceives ideas which will change the mechanics of racing cycles.

A clever and imaginative engineer - Campagnolo begins to produce and patent a series of prototypes of cycle accessories which will eventually make him famous throughout the world.


Though an undisputed leader in the field of special racing components, Campagnolo also has interested himself in other fields such as special lightweight magnesium wheels for racing, Grand Touring, Sporting and Production cars. He also excels in this field and from wheels for Formula One racing cars has moved into special parts for the automotive field of motor cycle, aviation and aerospace industries.



Campagnolo - Tullio

Tullio Campagnolo competing on the Aune Cross Pass during a cycle race November 11th 1927.





This short introduction is an abbreviation of the many and varied activities of Brevetti Internazionali Campagnolo S.p.A. and what it produces in several factories all controlled to the same standards of scientific and technical accuracy.



Campagnolo produces for:

The Aviation and Aerospace Industry components for aeroplanes, helicopters, scientific research rockets, sounding balloons, satellites... etc...



It is in this field wherein a few highly qualified companies only may operate, able to guarantee the highest degree of accuracy and quality of the rigidly controlled production.




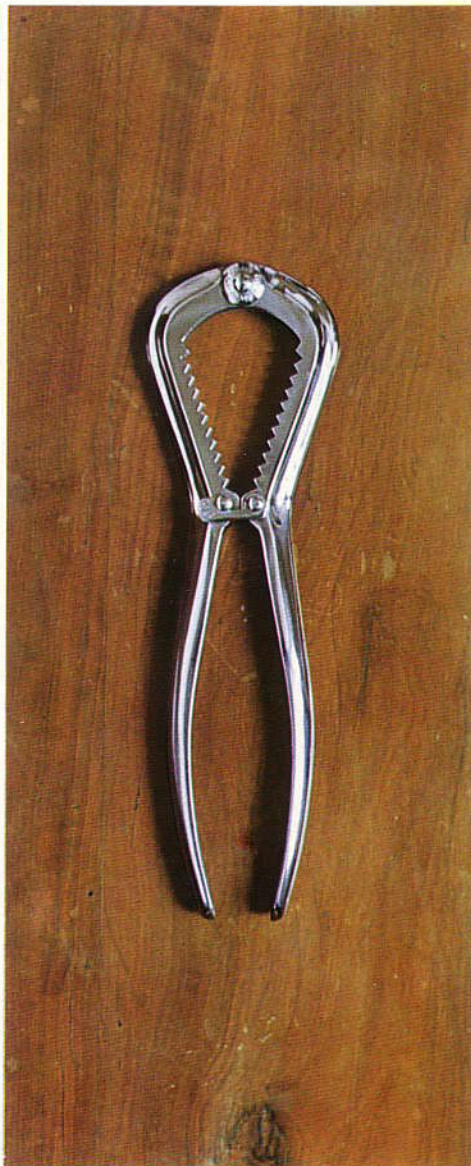

The Motor-Car manufacturing Industry wheels made of superlightweight Elektron alloy for sports, racing and touring motor-cars, as well as special engine and carframe components. Motor-car manufacturers such as: Ferrari, Abarth, De Tomaso, Autodelta, Lancia, Alfa Romeo, Maserati, Lamborghini, Tecno, Iso Rivolta... etc..., use Campagnolo wheels because they are the lightest in weight, the most durable, the safest.

The Motor-Cycle Industry alloy wheels, hubs and special parts for racing and sports motor-cycles.

The Mechanical Industry in general pieces for any appliance or plant or operating machines, for which it is necessary to combine maximum lightness with maximum strength.



Campagnolo also produces articles for the gifts and sports trades. Among the former let us remember the patented giant cork-screws permitting even the most resistant corks to be easily and safely extracted, and the nut-crackers, which do not break but do crack the nuts. With the latter are now included tennis rackets made of special ultralightweight alloys.



Campagnolo



Campagnolo employs more than 2,000 skilled production workers and is constantly expanding. It exports directly to approximately 100 countries including all european markets, every american state, and a large number of African and Asian nations. Exports account for approximately 80% of the total production.



The most modern production processes, the use of high-grade materials, the most stringent controls, the most accurate workmanship distinguish all Campagnolo articles.

This catalogue, renewed in its general lines also with the introduction of colours for ease in reading it and making easier the identification of pieces and sets which they belong to, supersedes the previous ones.

This catalogue revised in its general layout has had colours introduced for ease of reading and identifying component parts of the various articles. It supercedes all previous issues.

IMPORTANT

Orders not stating catalogue part reference numbers against each article will not be executed.

“Brevetti Internazionali Campagnolo S.p.A.” reserves the right to make design changes when necessary for technical advancement, without previous notice.

catalogue of special bicycle products

GENERAL INDEX

SUPER RECORD ROAD GROUP	from page 5 to page 19
SUPER RECORD TRACK GROUP	from page 21 to page 28
RECORD ROAD GROUP	from page 29 to page 43
RECORD TRACK GROUP	from page 45 to page 52
GRAN SPORT GROUP	from page 53 to page 64
VALENTINO EXTRA GROUP	from page 65 to page 70
TRIPLE AND CROSS CHAINWHEEL SETS RALLY GEAR FOR LARGE RATIOS	from page 71 to page 78
VARIOUS ITEMS	from page 79 to page 81
TOOLS	from page 83 to page 89
TECHNICAL TABLES	from page 91 to page 96



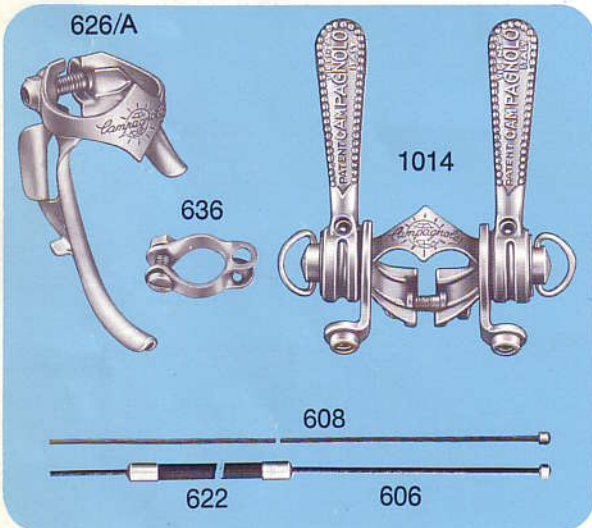

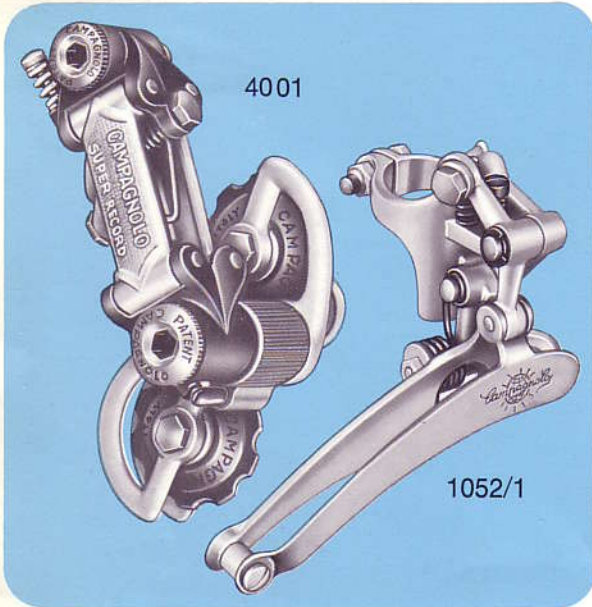
SUPER RECORD ROAD GROUP	pages 6-7
SUPER RECORD GEAR - RECORD FRONT CHANGER AND ALTERNATIVE RECORD CONTROL LEVERS	pages 8-9-10-11
SUPER RECORD ROAD HUBS	page 12
SUPER RECORD ROAD PEDALS	page 13
SUPER RECORD CHAINWHEEL SET - ROAD BOTTOM BRACKET SET	pages 14-15
SUPER RECORD ROAD HEAD SET SUPER RECORD SEAT PINS	page 16
FORK ENDS - SPECIAL CONNECTORS	page 17
SUPER RECORD BRAKES	pages 18-19

4000/F CAMPAGNOLO SUPER RECORD ROAD GROUP

(Particular components of this group are illustrated from page 8 to page 19)



- 606 Down tube control gear inner wire (118 cm.)
 - 608 Down tube control front changer inner wire (72 cm.)
 - 622 Gear stainless steel outer casing (21 cm.)
 - 626/A Twin gear cable clip
 - 636 Chainstay clip
 - 649 Stainless steel brake cable clip
 - 1010/A Set Record front and rear fork ends without eyelet
 - 1014 Twin down tube control lever.
 - 1030/2 Pump connector
- 1049/A Super Record road chainset (with cranks 170 mm. pedal hole \varnothing 9/16" x 20 F. and chainrings for chain 1/2" x 3/32" [2 mm.]). Specify the number of teeth of the chainrings available from 42T to 57T. Upon request are furnished cranks with lengths 165 - 167,5 - 172,5 - 175 - 177,5 and 180 mm.



1052/1 Record front changer
4001 Super Record gear
(without hanger)


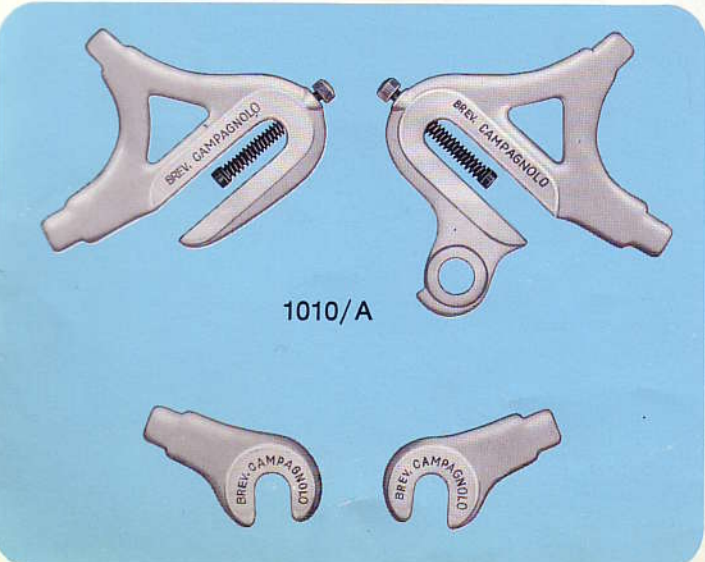
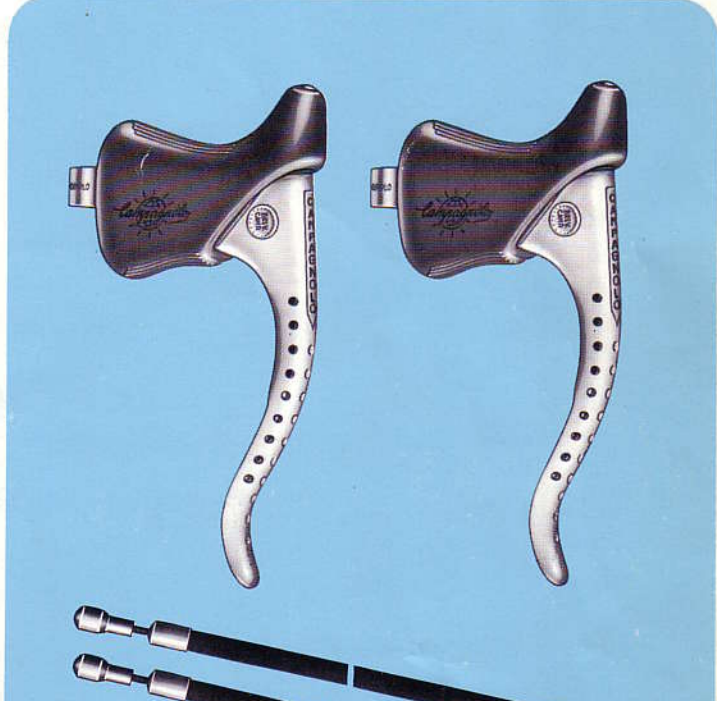
4011 Pair Super Record large flange
quick release road hubs with
Titanium spindle (front width
100 mm. - rear width 120 mm.,
flanges with 36 holes,
thread \varnothing 35 x 24F.).
Upon request furnished with
rear hub suitable for
6 sprockets, width 125 mm.,
flanges with 24 - 28 - 32 - 40

4021

holes, thread \varnothing 34.7 x 1 M. or
 \varnothing 1,370" x 24 Tpi-BSC.
See other alternatives on page 12
Pair Super Record road pedals
with Titanium spindle
(spindle thread \varnothing 9/16 x 20F.).
The pedals are supplied with
unassembled screws and washers
for fixing toe clips
4030 Super Record road chainwheel
set
4031 Super Record bottom bracket
road set with Titanium spindle
(bracket width 70 mm. and cups

4041

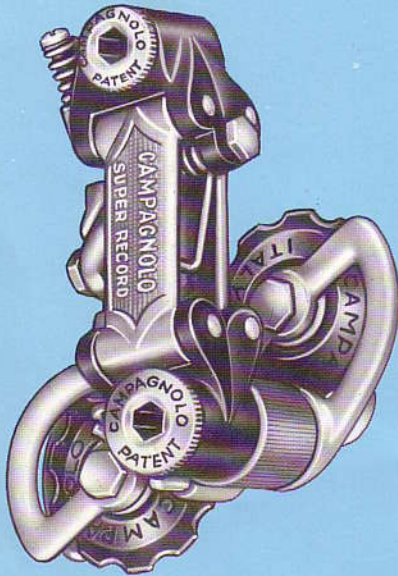
threaded \varnothing 36 x 24F.).
See alternatives on pages 14-15
Super Record road head set
(thread 25,4 x 24F.).
Upon request furnished with
thread \varnothing 25 x 1M. or
 \varnothing 1" x 24 Tpi-BSC
4051 Super Record seat pin.
(pin length 147 mm.)
Specify diameter stem: 25 -
25,8 - 26 - 26,2 - 26,4 - 26,6 - 26,8
- 27 - 27,2 - 27,4 mm.
4061 Set Super Record brakes.
See alternatives on pages 18-19



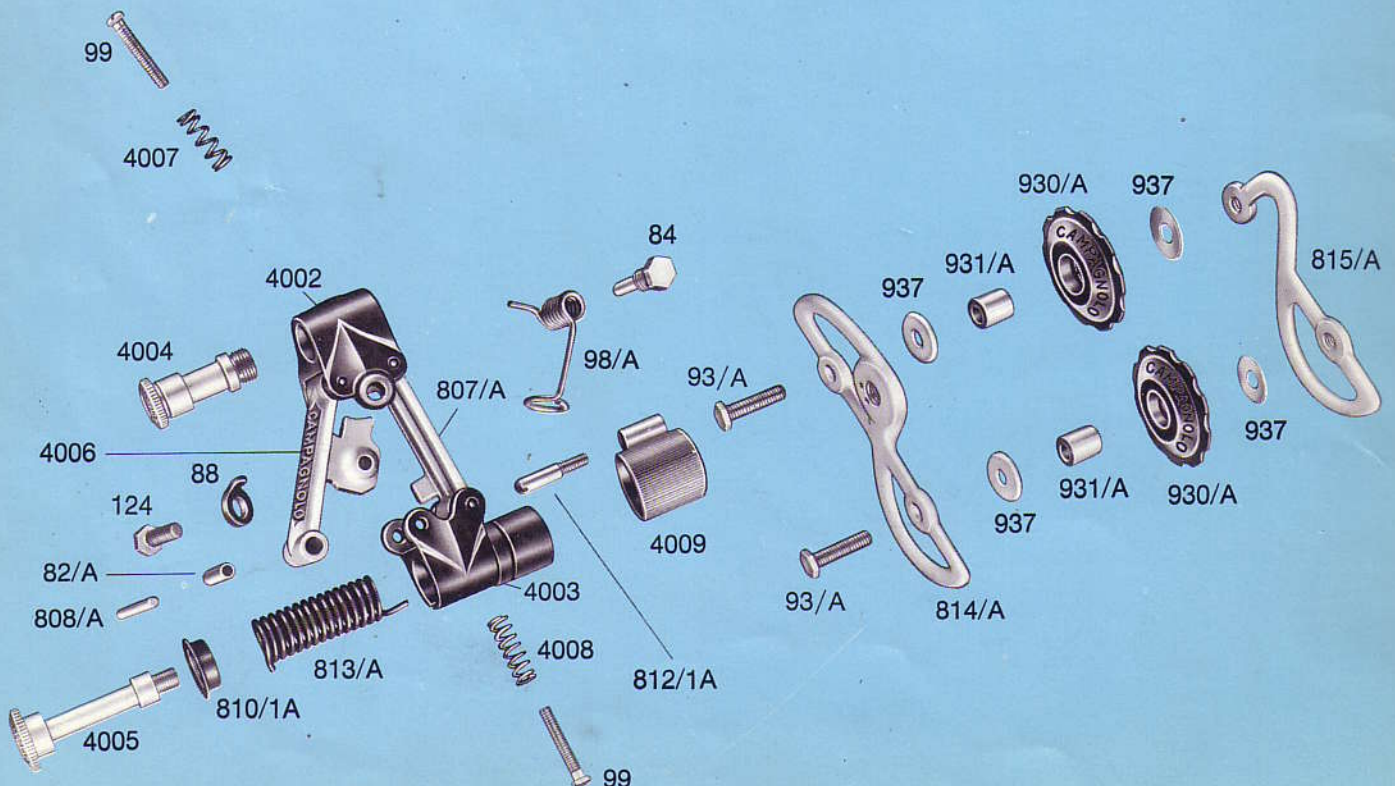
PARTICULAR COMPONENTS OF CAMPAGNOLO SUPER RECORD ROAD GROUP 4000/F

- 4001 Super Record gear
- 82/A Body ferrule
- 84 Gear return spring screw
- 88 Clamp washer
- 93/A Sprocket bolt
- 98/A Gear return spring
- 99 Gear adjusting screw
- 124 Fixing screw
- 807/A Inner arm
- 808/A Spindle
- 810/1A Lower body bush
- 812/1A Grub screw
- 813/A Tension spring

- 814/A Outer cage plate
- 815/A Inner cage plate
- 930/A Roller
- 931/A Roller bush
- 937 Roller dust cover
- 4002 Upper body
- 4003 Spring cage
- 4004 Upper pivot Titanium bolt
- 4005 Spring cage Titanium bolt
- 4006 Front arm
- 4007 Adjusting bolt upper spring
- 4008 Adjusting bolt lower spring
- 4009 Spring cage cover



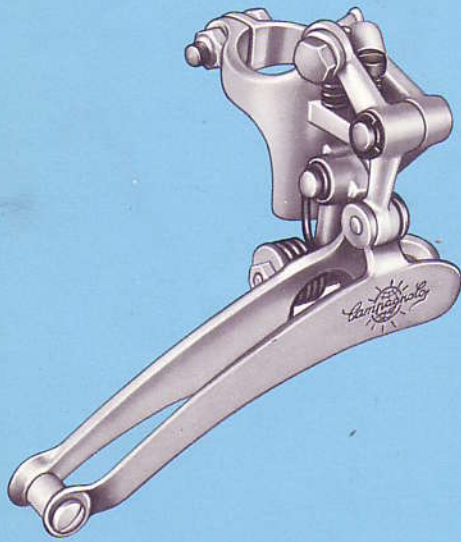
4001



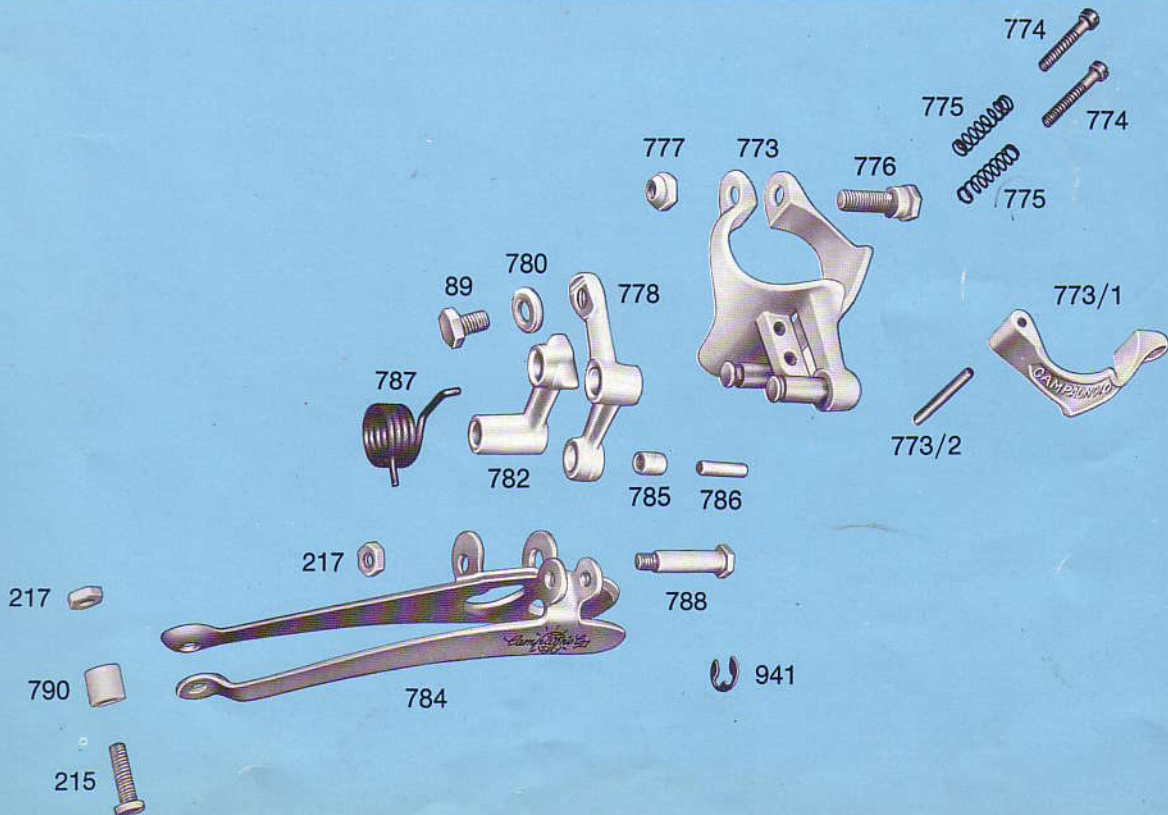
PARTICULAR COMPONENTS OF CAMPAGNOLO SUPER RECORD ROAD GROUP 4000/F

- 1052/1 Record front changer
- 89 Clamp washer
- 215 Cage spanner bolt
- 217 Nut
- 773 Record front changer body (complete with clip and hinge)
- 773/1 Hinge
- 773/2 Hinge pin
- 774 Adjusting screw
- 775 Adjusting bolt spring
- 776 Clip fixing screw

- 777 Clip nut
- 778 Upper arm
- 780 Cable clamp bolt washer
- 782 Lower arm
- 784 Front changer cage
- 785 Ferrule for front changer cage
- 786 Spindle for front changer cage
- 787 Front changer return spring
- 788 Cage shank bolt
- 790 Bush
- 941 Circlip





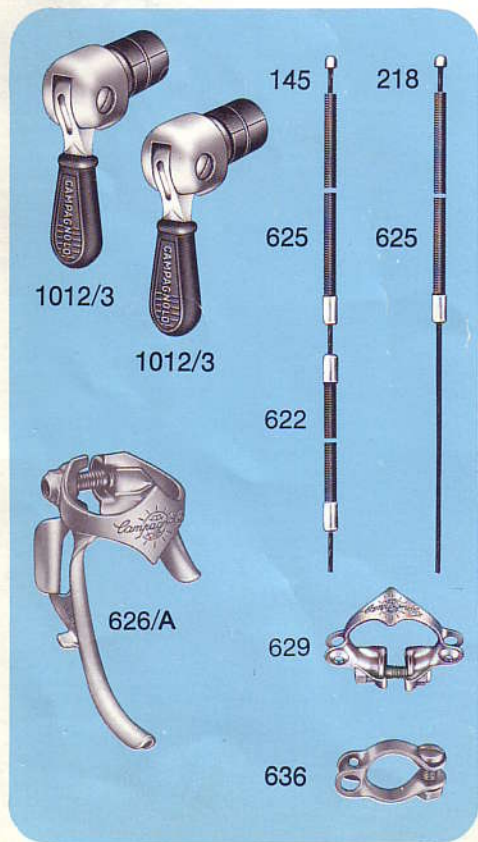
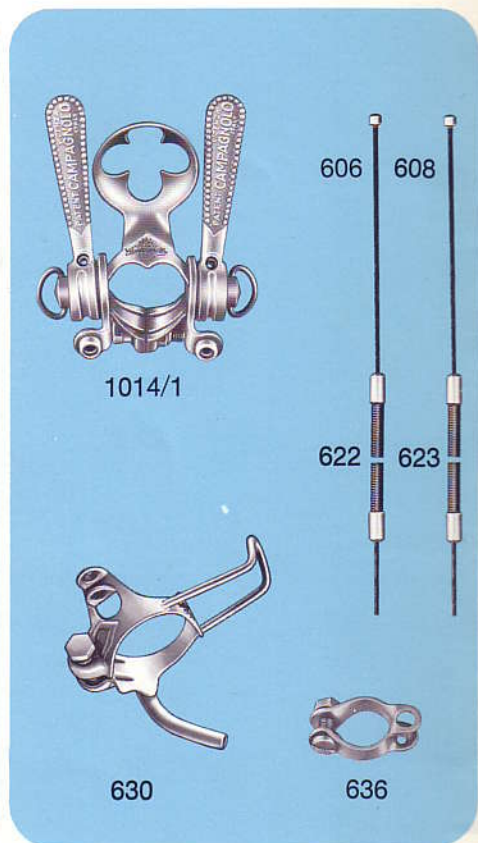
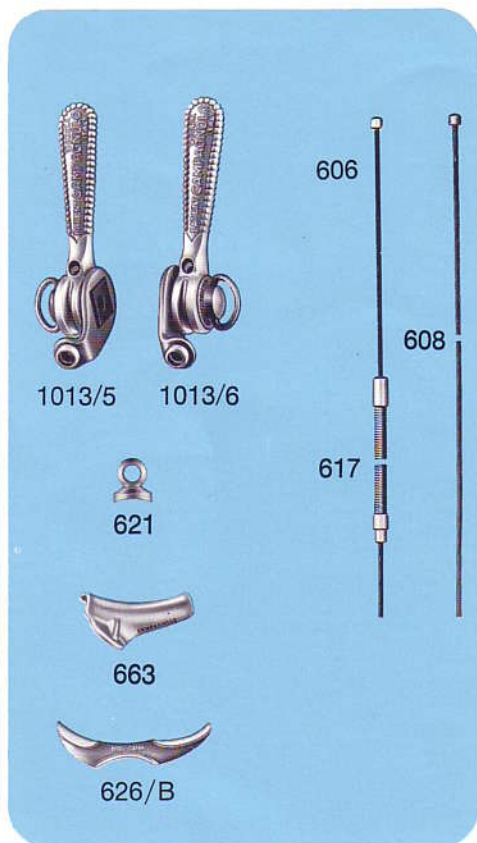

1052/1



PARTICULAR COMPONENTS OF CAMPAGNOLO SUPER RECORD ROAD GROUP 4000/F

- 137 Segment expanding screw
- 138 Segment
- 139/1 Counter-nut
- 139/2 Hexagonal screw
- 140/1 Tension adjusting screw
- 142 Spring segment holder
- 145 Gear cable to handlebar control (197 cm.)
- 173 Handlebar lever rubber
- 174 Handlebar friction plate
- 174/1 Lever friction plate
- 200/2 Handlebar control body
- 201 Handlebar lever


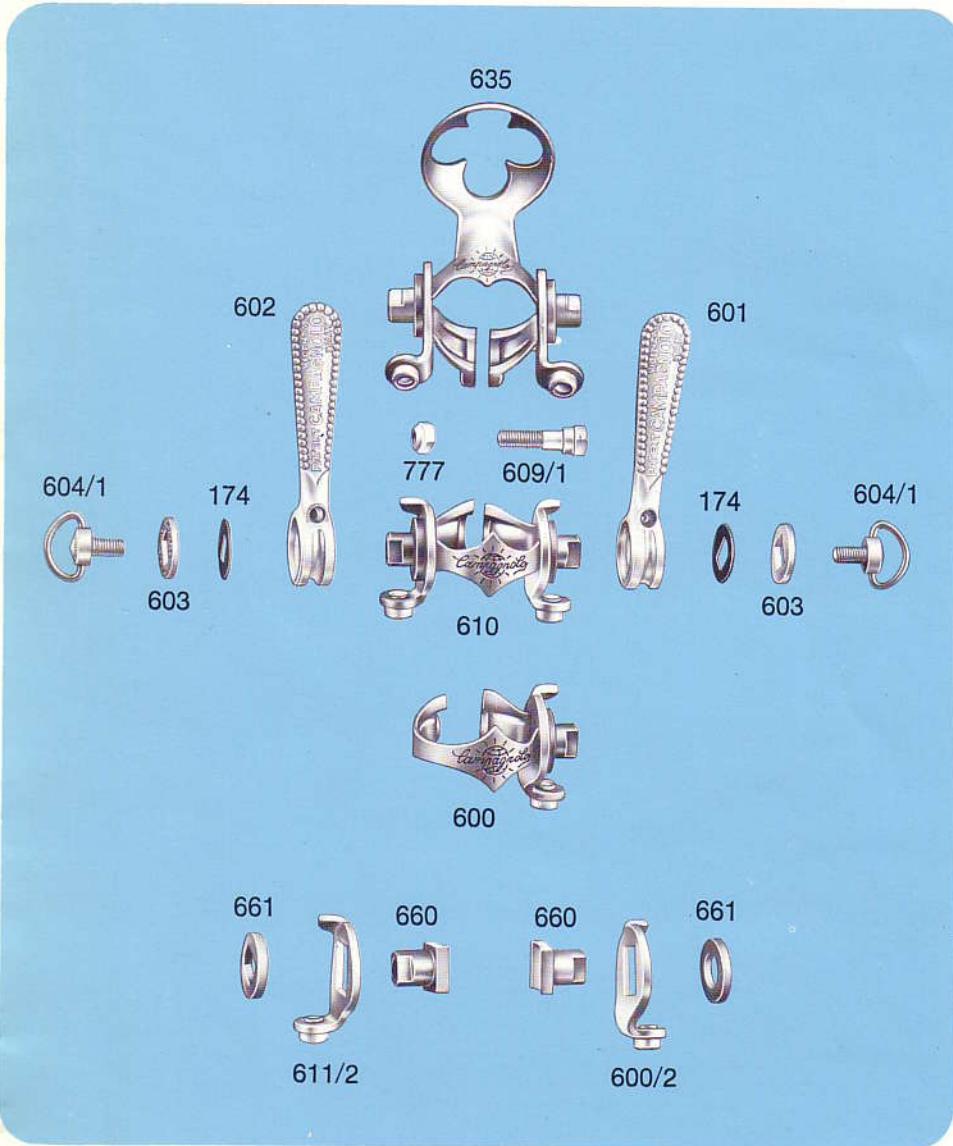
- 218 Front changer cable to handlebar control (150 cm.)
- 600 Right hand collar (without screw and nut)
- 600/2 Right hand braze-on control lever plate
- 601 Gear control lever only
- 602 Front changer control lever only
- 603 Cover plate
- 604/1 Friction adjusting wing nut
- 606 Down tube control gear inner wire (118 cm.)



- 608 Down tube control front changer inner wire (72 cm.)
- 609/1 Fixing clip bolt
- 610 Record twin control clip
- 611/2 Left hand braze-on control lever plate
- 617 Braze-on gear stainless steel outer casing (21 cm.)
- 621 Braze-on cable stop
- 622 Gear stainless steel outer casing (21 cm.)
- 623 Front changer stainless steel

- 625 outer casing (15,5 cm.)
- 626/A Stainless steel outer casing to down tube handlebar control (75 cm.)
- 626/B Twin gear cable clip
- 627/A Braze-on cable ferrule
- 629 Down tube tunnel R/H for gear
- 630 Twin handlebar control clip
- 635 Clip-on-tunnel and stop with pump holder D/T
- 635 Pump holder twin control Record lever bosses

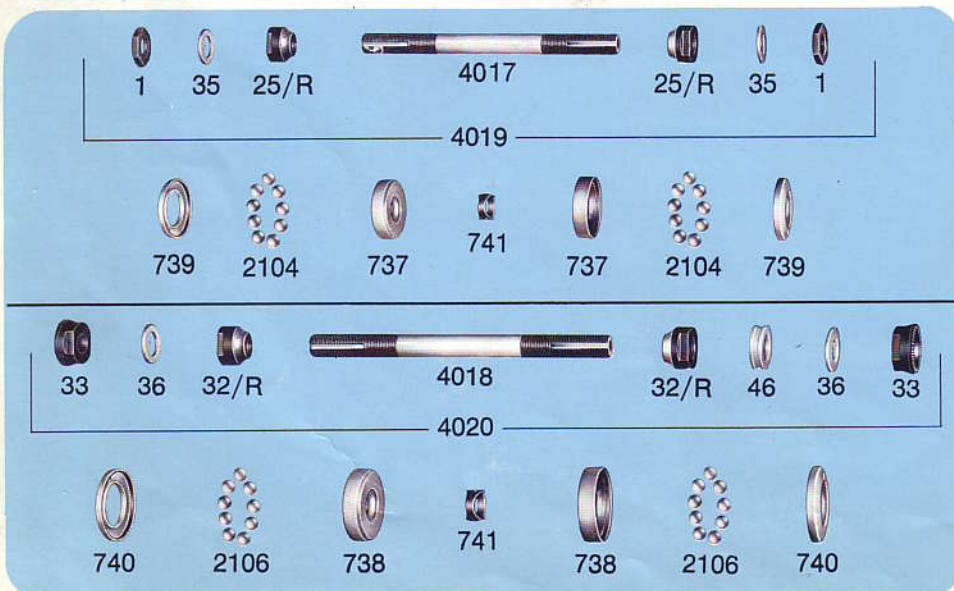



- 636 Chainstay clip
- 660 Braze-on boss
- 661 Brazed boss collar
- 663 Braze-on cable ferrule
- 777 Clip nut
- 1012/3 Handlebar control
- 1013/1 Right hand down tube control
- 1013/5 Front changer braze-on control
- 1013/6 Gear braze-on control
- 1014 Twin down tube control lever
- 1014/1 Twin down tube control lever with pump clip



PARTICULAR COMPONENTS OF CAMPAGNOLO SUPER RECORD ROAD GROUP 4000/F

- 4011 Pair Super Record large flange quick release road hubs with Titanium spindle (front width 100 mm., rear width 120 mm., flanges with 36 holes, thread \varnothing 35 x 24F.). Upon request furnished with rear hub suitable for 6 sprockets, width 125 mm., flanges with 24 - 28 - 32 - 40 holes, thread \varnothing 34,7 x 1M. or \varnothing 1.370" x 24 Tpi-BSC
- 4012 Super Record large flange front road hub
- 4013 Super Record large flange rear road hub

- 4014 Pair Super Record small flange quick release road hubs with Titanium spindle (front width 100 mm., rear width 120 mm., flanges with 36 holes, thread \varnothing 35 x 24F.). Upon request furnished with hub suitable for 6 sprockets, width 125 mm., flanges with 24 - 28 - 32 - 40 holes, thread \varnothing 34,7 x 1M. or \varnothing 1.370" x 24 Tpi-BSC
- 4015 Super Record small flange front road hub
- 4016 Super Record small flange rear road hub




- 1 Front lock nut
- 18 Conical spring
- 25/R Front cone
- 32/R Rear cone
- 33 Rear lock nut
- 35 Front hub lock washer
- 36 Rear hub lock washer
- 46 Rear spacing collar
- 59 Quick release conical adjuster
- 60 Quick release cap
- 61 Quick release lever
- 61/1 Spring washer
- 61/2 Grower washer
- 64 Quick release front skewer
- 65 Quick release rear skewer
- 737 Front ball cup
- 738 Rear ball cup
- 739 Front dust cover
- 740 Rear dust cover
- 741 Spring clip
- 1001/3 Complete front quick release skewer for Record hub
- 1006/8 Complete rear quick release skewer for Record hub
- 2104 Set (9+9) special \varnothing 7/32" balls selected with 1/1000 of mm. tolerance
- 2106 Set (9+9) special \varnothing 1/4" balls selected with 1/1000 of mm. tolerance
- 4017 Front hollow Titanium axle for Super Record road hub
- 4018 Rear hollow Titanium axle for Super Record road hub (129 mm. long). Upon request are furnished spindles 132 - 134 and 140 mm. long
- 4019 Complete front axle for Super Record road hub
- 4020 Complete rear axle for Super Record road hub


PARTICULAR COMPONENTS OF CAMPAGNOLO SUPER RECORD ROAD GROUP 4000/F

- | | |
|---|---|
| <p>4021 Pair Super Record road pedals with Titanium spindle (spindle thread \varnothing 9/16" x 20F.). The pedals are supplied with unassembled screws and washers for fixing toe clips.</p> <p>89 Toe clip locking screw for superlight pedals</p> <p>673 Pedal axle washer</p> <p>675 Pedal axle lock nut</p> <p>677 Toe clip washer</p> <p>678 Inner dust cap</p> <p>679/A Pedal dust cap</p> | <p>4022 Super Record right hand road pedal</p> <p>4023 Super Record left hand road pedal</p> <p>4024 Super Record right hand Titanium pedal</p> <p>4025 Super Record left hand Titanium pedal</p> <p>4026 Inserted pedal race (available also in oversize)</p> <p>4027 Pedal axle cone</p> <p>4028 Set (64) special \varnothing 1/8" pedal balls selected with 1/1000 of mm. tolerance</p> |
|---|---|

4021



4022



4026



4026



4027



673



675



678



679/A




677



89



4028



4025

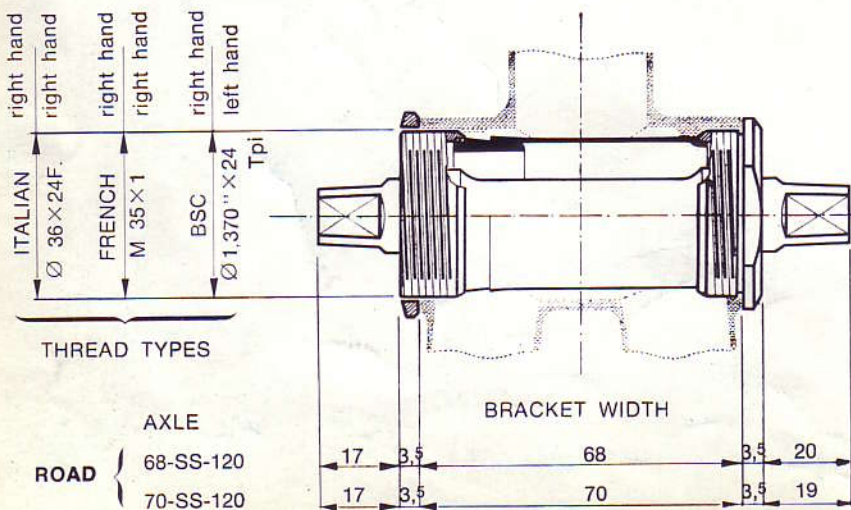



4024

PARTICULAR COMPONENTS OF CAMPAGNOLO SUPER RECORD ROAD GROUP 4000/F

4030 Super Record road chainwheel set
1049/A Super Record road chainset (with cranks 170 mm., pedal hole \varnothing 9/16" x 20F. and chainrings for chain 1/2" x 3/32" [2 mm.]). Specify the number of teeth available from 42T to 57T. Upon request furnished cranks with lengths

165 - 167,5 - 172,5 - 175 - 177,5 and 180 mm.
4031 Super Record bottom bracket road set with Titanium spindle (bracket width 70 mm. and cups threaded \varnothing 36 x 24F.). Lockring with normal 3.5 mm. thickness (available also with 4 mm. and 4.5 mm. thickness) Indicate required thread



Details of bracket number:

- The first number indicates the bracket width
- SS indicates road
- Number 120 indicates the suggested width of the rear hub for a perfect chain alignment (see pages 92-93)

UPON REQUEST WE SUPPLY THE CUPS WITH THREAD INCREASED BY 0,5 mm.

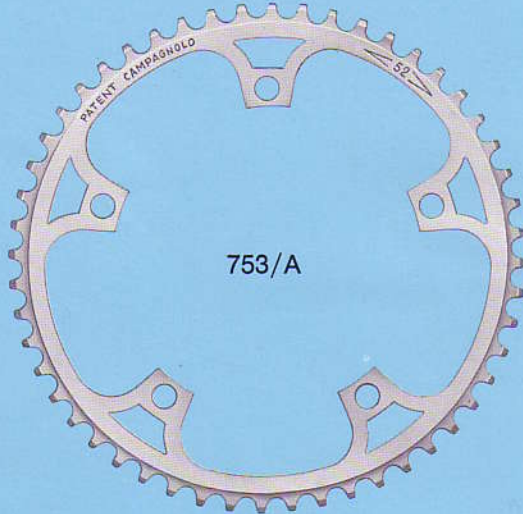
748 Fixing screw
 749 Fixing washer
 751 Right hand road crank
 (complete with cover 756,
 170 mm. long). Upon request are
 furnished the following
 sizes: 165 - 167,5 - 172,5 - 175 -
 177,5 and 180 mm. long
 752 Left hand road crank
 (complete with cover 756,
 170 mm. long). Upon request are
 furnished the following

753/A sizes: 165 - 167,5 - 172,5 - 175 -
 177,5 and 180 mm. long
 Super Record road chainring for
 1/2 x 3/32" (2 mm.) chain.
 Specify the number of teeth
 available from 42T to 57T
 754 Road chainwheel fastening screw
 755 Road chainwheel fastening nut
 756 Crank cover plate
 801 Spacer for single chainring
 2110 Record sleeve
 2110/1 Cone for sleeve

4032 Super Record cotterless
 Titanium road spindle.
 See measurements and indicate
 spindle size
 4033 Fixed cup.
 Indicate required thread
 4034 Adjustable cup.
 Indicate required thread
 4035 Set (14+14) special \varnothing 3/16" b/b
 balls selected with 1/1000 of
 mm. tolerance



752



753/A



751



756



755



754



801



2110/1



2110



4035



748



749



747



4034



4032



4033



749



748

PARTICULAR COMPONENTS OF CAMPAGNOLO SUPER RECORD ROAD GROUP 4000/F

- 4041 Super Record road head set
- 2101 Set (20+20) special b/b
Ø 3/16" balls selected with
1/1000 of mm. tolerance
- 4042 Super Record locking nut
(specify type of threading)
- 4043 Super Record locking washer
- 4044 Super Record screwed road race
(specify type of threading)

- 4045 Super Record road top head
race (0,5 mm. larger
gauge available)
- 4046 Super Record road bottom head
race (0,5 mm. larger
gauge available)
- 4047 Super Record road crown race
(smaller diameter available)

4041


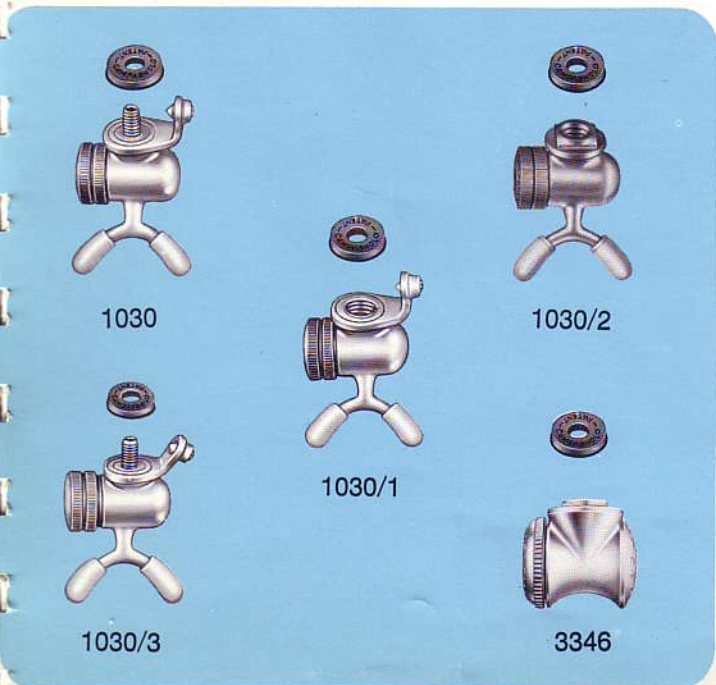
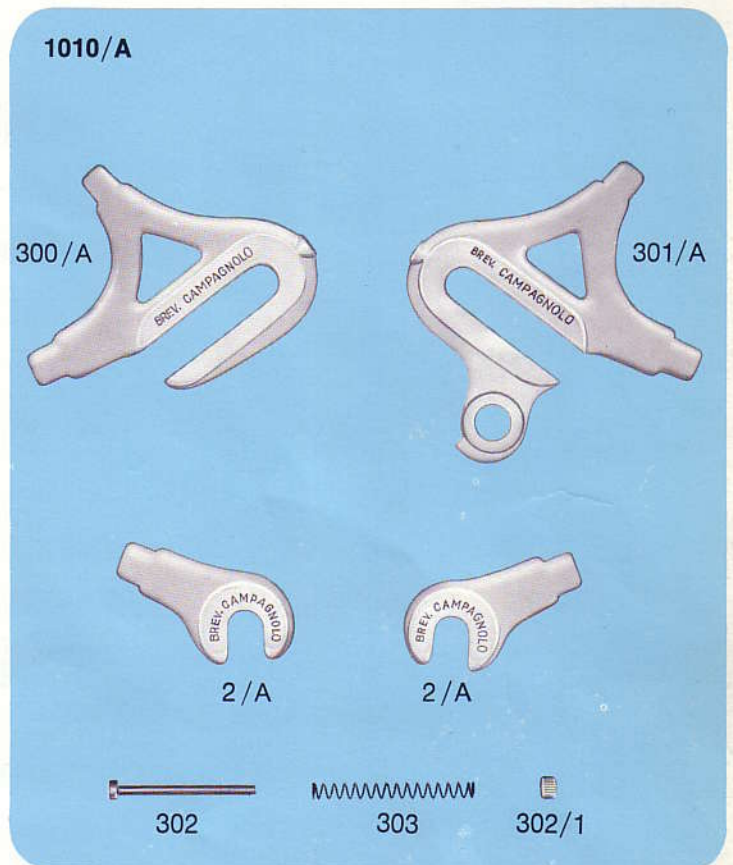


- 4051 Super Record seat pin.
(pin length 147 mm.)
Specify diameter stem:
25 - 25,8 - 26 - 26,2 - 26,4 - 26,6
26,8 - 27 - 27,2 - 27,4 mm.
- 4052 Left hand side support
- 4053 Right hand side support
- 4054 Front bracket
- 4055 Rear bracket
- 4056 Fixing and adjusting bolt
- 4057 Bolt nut



PARTICULAR COMPONENTS OF CAMPAGNOLO SUPER RECORD ROAD GROUP 4000/F

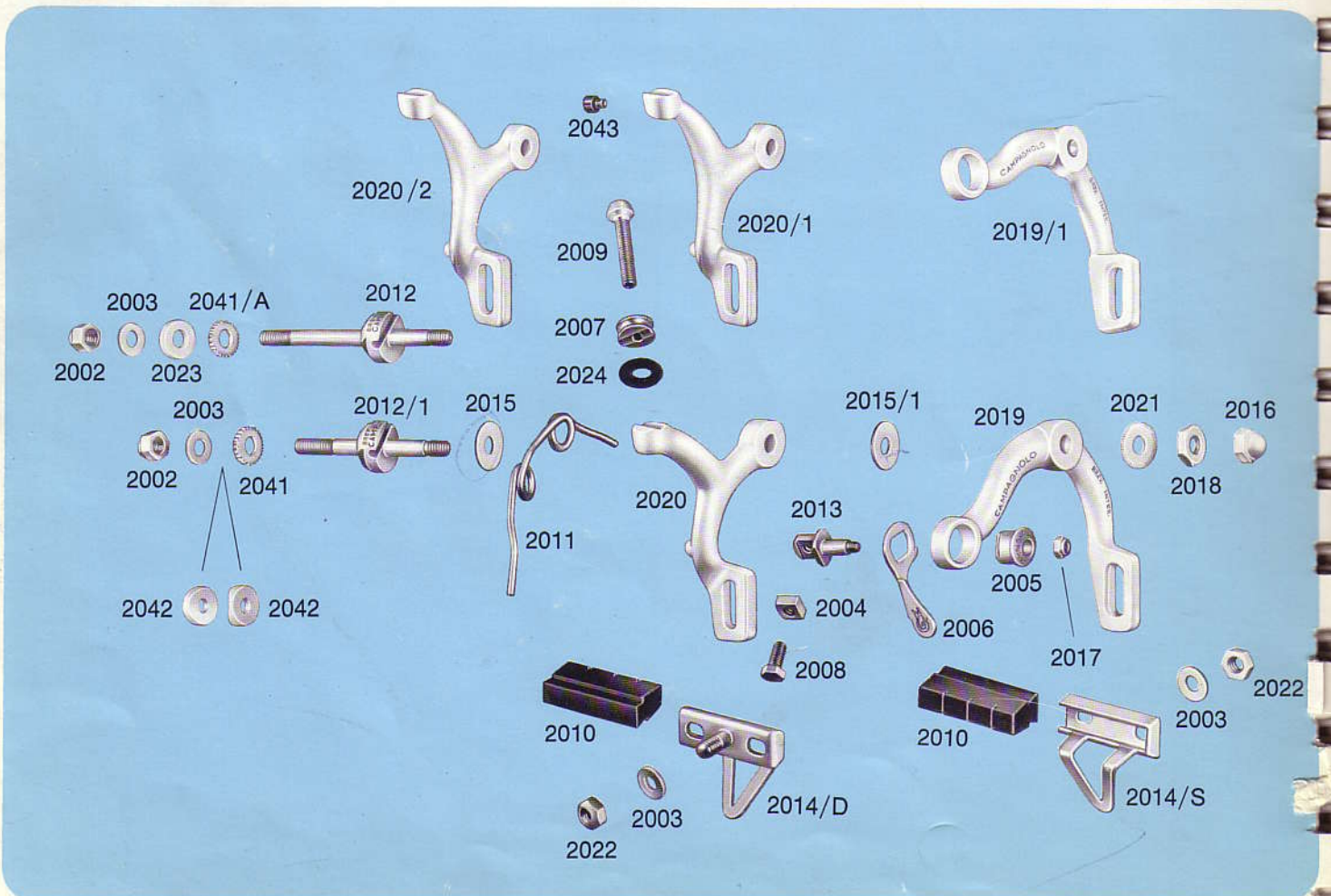
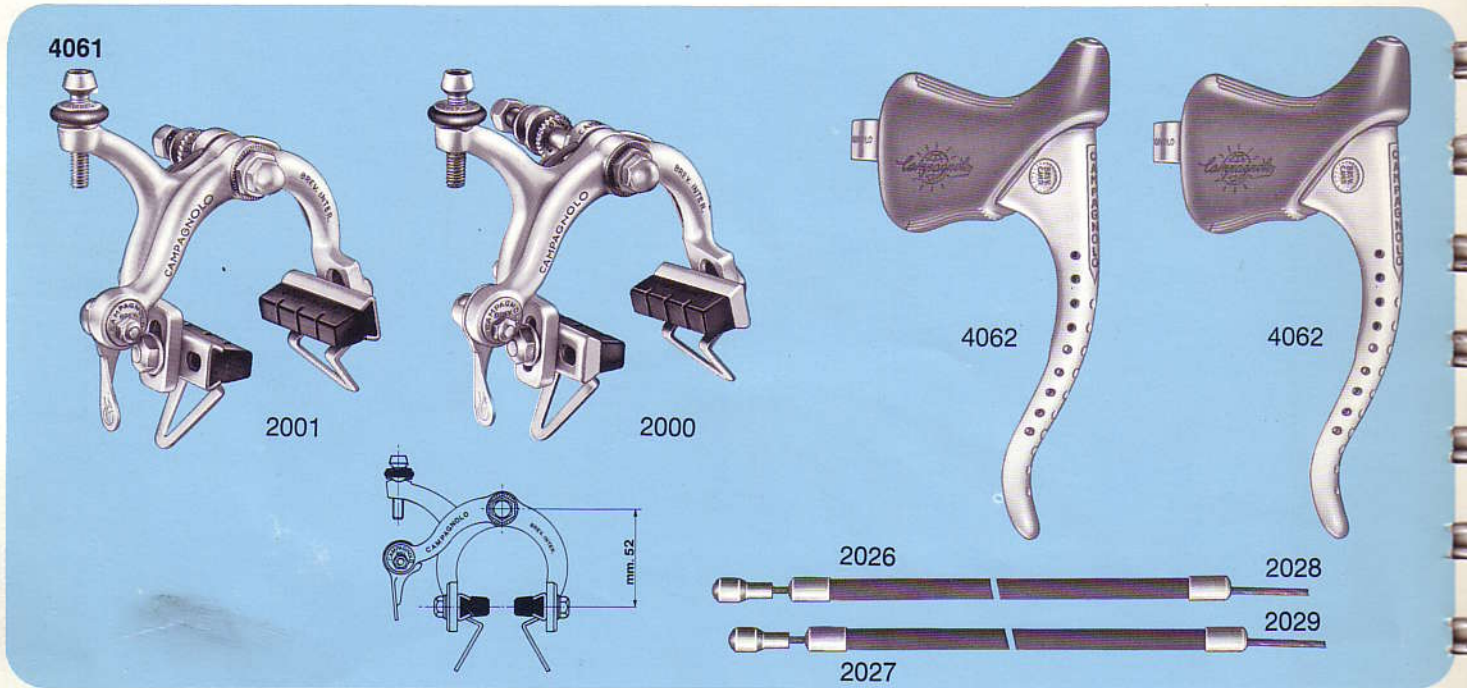
- 2/A Record right and left hand front fork ends without eyelet
- 300/A Record left hand rear end without eyelet
- 301/A Record right hand rear end without eyelet
- 302 Adjusting bolt
- 302/1 Nut for bolt 302
- 303 Adjusting bolt spring
- 340 Rubber cap
- 341 Milled nut
- 642 Rubber washer
- 643 Rubber washer for tubular valves
- 644 Rubber washer for pump connector 1030
- 645 Connecting screw
- 646 Rubber washer for pump connectors 1030/1 and 1030/2
- 653 Rubber washer for pump connector 1030/3
- 1010/A Set Record front and rear fork ends without eyelet
- 1030 Pump connector with \varnothing 7/32" or M7 x 1 locking screw
- 1030/1 Pump connector with M9 x 1,25 locking screw
- 1030/2 Pump connector with M9 x 1,25 locking screw
- 1030/3 Pump connector with M5 x 1 or M7 x 1 locking screw (French type)
- 3346 Superlight connector ensemble with square boss (with M9 x 1,25 locking screw)
- 3349 Cover for superlight pump connector
- 3351 Washer for superlight pump connector



PARTICULAR COMPONENTS OF CAMPAGNOLO SUPER RECORD ROAD GROUP 4000/F

- 4061 Set Super Record brakes
- 4061/1 Set Super Record small brakes
- 4062 Brake control with drilled levers
- 2000 Front brake
- 2000/1 Small front brake
- 2001 Rear brake
- 2001/1 Small rear brake
- 2002 Centre bolt fixing nut
- 2003 Washer
- 2004 Clamp bolt washer
- 2005 Cam
- 2006 Quick release cam lever

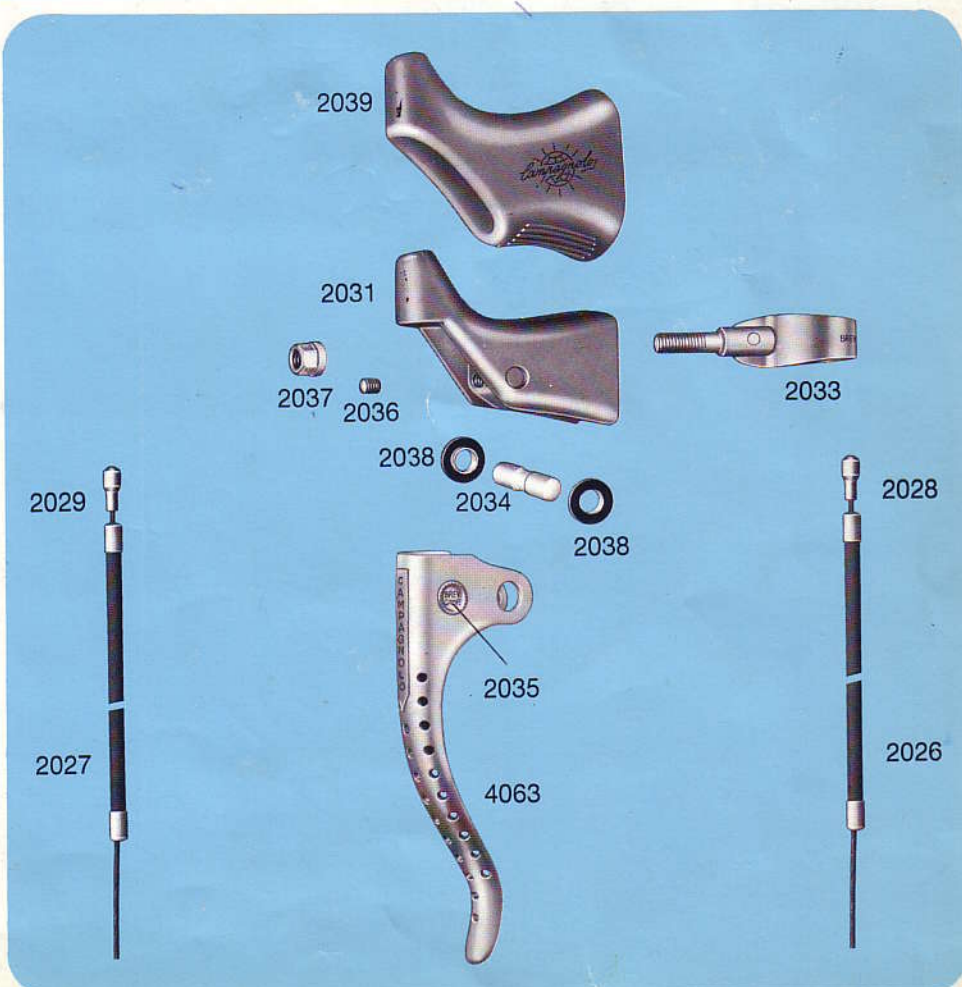
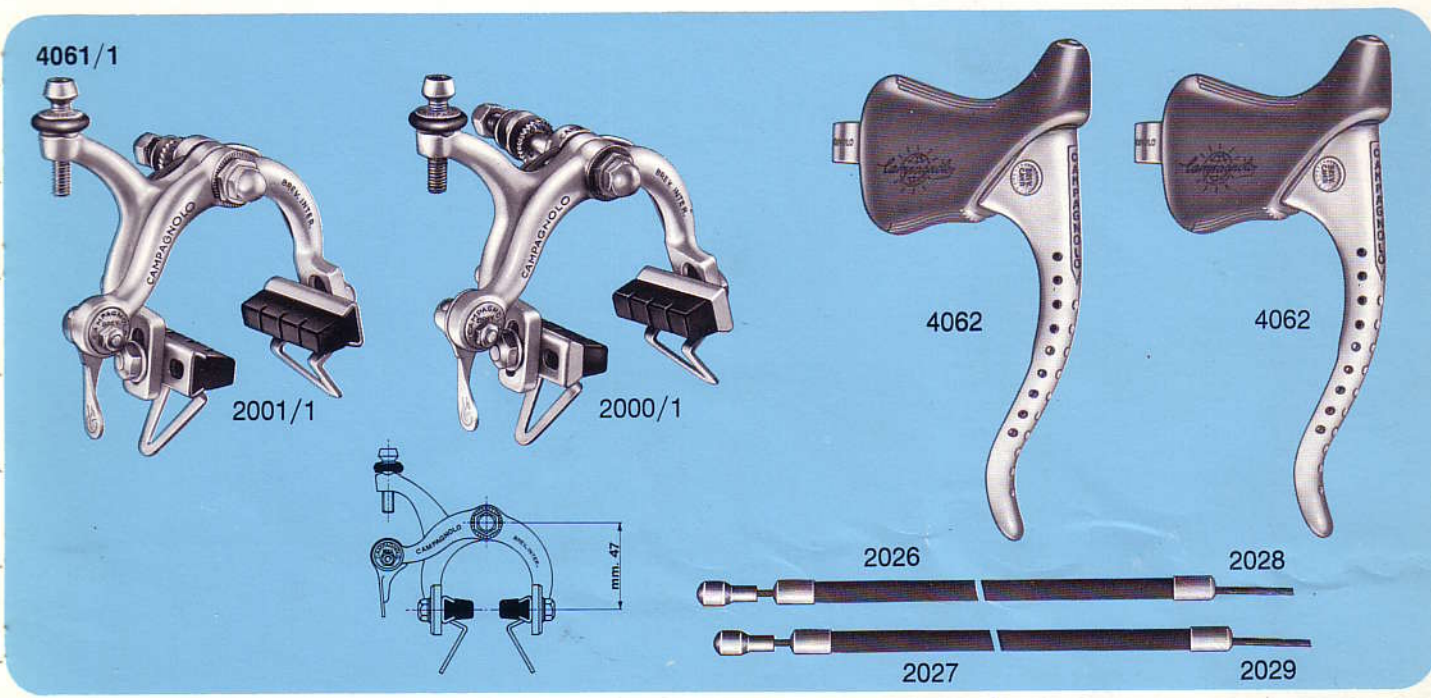
- 2007 Adjusting nut
- 2008 Cable clamp bolt
- 2009 Adjusting screw
- 2010 Brake block
- 2011 Tension spring
- 2012 Front brake center bolt
- 2012/1 Rear brake center bolt
- 2013 Cable clamp
- 2014/D Right hand brake shoe
- 2014/S Left hand brake shoe
- 2015 Friction washer
- 2015/1 Inner friction washer
- 2016 Domed nut



- 2017 Cam locking nut
- 2018 Locking nut
- 2019 Front stirrup
- 2019/1 Small brake front stirrup
- 2020 Rear stirrup
- 2020/1 Small brake front stirrup
- 2020/2 Small brake rear stirrup
- 2021 Milled washer
- 2022 Brake shoe nut
- 2023 Concave washer for front brake
- 2024 Adjusting rubber

- 2026 Front brake outer casing (61 cm.)
- 2027 Rear brake outer casing (119 cm.)
- 2028 Front inner cable (73 cm.)
- 2029 Rear inner cable (131 cm.)
- 2031 Lever hood
- 2033 Brake lever clip
- 2034 Lever pivot pin
- 2036 Grub screw
- 2037 Clamp nut

- 2038 Lever bush
- 2039 Rubber lever hood
- 2041 Serrated washer for rear brake
- 2041/A Serrated washer for front brake
- 2042 Concave washer for rear brake (upon request is furnished for round breast band)
- 2043 Lever rubber for small brake
- 4063 Drilled lever control (complete with cable holder 2035)





SUPER RECORD TRACK GROUP	pages 22-23
SUPER RECORD TRACK HUBS	page 24
SUPER RECORD TRACK PEDALS	page 25
SUPER RECORD CHAINWHEEL SET - TRACK BOTTOM BRACKET SET	pages 26-27
SUPER RECORD TRACK HEAD SET SUPER RECORD SEAT PINS - FORK ENDS	page 28

4100 CAMPAGNOLO SUPER RECORD TRACK GROUP


(Particular components of this group
are illustrated from page 24 to page 28)



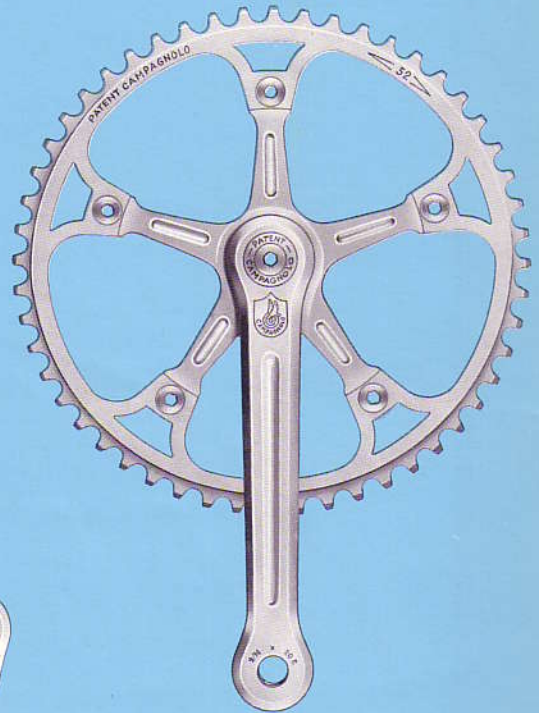
4101



4121



4130



4151



4131





4141



4051

- 1053** Set track front and rear fork ends
- 4051** Super Record seat pin.
(pin length 147 mm.)
Specify diameter stem: 25 - 25,8 - 26 - 26,2 - 26,4 - 26,6 - 26,8 - 27 - 27,2 - 27.4 mm.
- 4101** Pair Super Record large flange with Titanium spindle track hubs (front width 100 mm., rear width 110 mm., flanges with 36 holes, thread \varnothing 35 x 24F.).
Upon request are furnished with rear hub width 120 mm., flanges with 24 - 28 - 32 - 40 holes, thread \varnothing 34,7 x 1 M. or \varnothing 1,370" x 24 Tpi-BSC
- 4121** See alternatives on page 24
Pair Super Record track pedals with Titanium spindle (spindle thread \varnothing 9/16" x 20F.).
The pedals are supplied with unassembled screws and washers for fixing toe clips
- 4130** Super Record track chainwheel set
- 4131** Super Record bottom bracket track set with Titanium spindle (bracket width 70 mm. and cups threaded \varnothing 36 x 24F.).
See alternatives on pages 26-27
Upon request is furnished the bracket safety sleeve ref. 2110 - 2110/1. See page 81
- 4141** Super Record track head set (thread \varnothing 25,4 x 24F.).
Upon request are furnished with thread \varnothing 25 x 1M. or \varnothing 1" x 24 Tpi-BSC
- 4151** Super Record track chainset (with cranks 170 mm., pedal hole \varnothing 9/16" x 20F. and chainring for chain 1/2" x 1/8" (3 mm.)). Specify the number of teeth of the chainrings available from 44T to 70T.
Upon request are furnished cranks with lengths 165 - 167,5 - 172,5 - 175 - 177,5 and 180 mm. and chainrings for chain 1/2" x 3/32" (2 mm.)
P.S. For the sprockets see page 81



1053

PARTICULAR COMPONENTS OF CAMPAGNOLO SUPER RECORD TRACK GROUP 4100


- 4101 Pair Super Record large flange track hubs with Titanium spindle and nuts (front width 100 mm., rear width 110 mm., flanges with 36 holes, thread \varnothing 35 x 24F.). Upon request are furnished with rear width 120 mm., flanges with 24 - 28 - 32 - 40 holes, thread \varnothing 34,7 x 1M. or \varnothing 1,370" x 24 Tpi-BSC
- 4102 Super Record large flange front track hub
- 4103 Super Record large flange rear track hub

- 4104 Pair Super Record small flange track hubs with Titanium spindle and nuts (front width 100 mm., rear width 110 mm., flanges with 36 holes, thread \varnothing 35 x 24F.). Upon request are furnished with 24 - 28 - 32 - 40 holes, thread \varnothing 34,7 x 1M. or \varnothing 1,370" x 24 Tpi-BSC
- 4105 Super Record small flange front track hub
- 4106 Super Record small flange rear track hub

4101



4102



4103


4104



4105



4106



4111



4112




- 1 Front lock nut
- 25/R Front cone
- 32/R Rear cone
- 33/P Rear lock nut for track hubs
- 35 Front hub lock washer
- 36 Rear hub lock washer
- 737 Front ball cup
- 738 Rear ball cup
- 739 Front dust cover
- 740 Rear dust cover
- 743 Track lock ring
- 2104 Set (9+9) special \varnothing 7/32" balls selected with 1/1000 of mm. tolerance
- 2106 Set (9+9) special \varnothing 1/4" balls selected with 1/1000 of mm. tolerance
- 4107 Front Titanium axle for Super Record track hub
- 4108 Rear Titanium axle for Super Record track hub
- 4109 Titanium lock nut for Super Record track front hub
- 4110 Titanium lock nut for Super Record track rear hub
- 4111 Complete front axle for Super Record track hub
- 4112 Complete rear axle for Super Record track hub

PARTICULAR COMPONENTS OF CAMPAGNOLO SUPER RECORD TRACK GROUP 4100





- 4121 Pair Super Record track pedals with Titanium spindle (spindle thread \varnothing 9/16" x 20F.). The pedals are supplied with unassembled screws and washers for fixing toe clips
- 89 Locking screw for superlight pedals
- 673 Pedal axle washer
- 675 Pedal axle lock nut
- 677 Toe clip washer
- 678 Inner dust cap
- 679/A Pedal dust cap

- 4122 Super Record right hand track pedal
- 4123 Super Record left hand track pedal
- 4024 Super Record right hand Titanium pedal spindle
- 4025 Super Record left hand Titanium pedal spindle
- 4026 Inserted pedal race (available also in oversize)
- 4027 Pedal axle cone
- 4028 Set (64) special \varnothing 1/8" pedal balls selected with 1/1000 of mm. tolerance

4121



4122




PARTICULAR COMPONENTS OF CAMPAGNOLO SUPER RECORD TRACK GROUP 4100

- 4130 Super Record track chainwheel set
- 4131 Super Record bottom bracket track set with Titanium spindle (bracket width 70 mm. and cups threaded \varnothing 36 x 24F.). Upon request is furnished the bracket safety sleeve ref. 2110/2110/1. See page 81
- 4151 Super Record track chainset (with cranks 170 mm., pedal hole \varnothing 9/16" x 20F. and

chainring for chain 1/2" x 1/8" [3 mm]). Specify the number of teeth of the chainring available from 44T to 70T. Upon request are furnished cranks with lengths 165 - 167,5 - 172,5 - 175 - 177,5 and 180 mm. long and chainrings for chain 1/2" x 3/32" (2 mm.). Lockring with normal 3.5 mm. thickness (available also with 4 mm. and 4.5 mm. thickness)

747

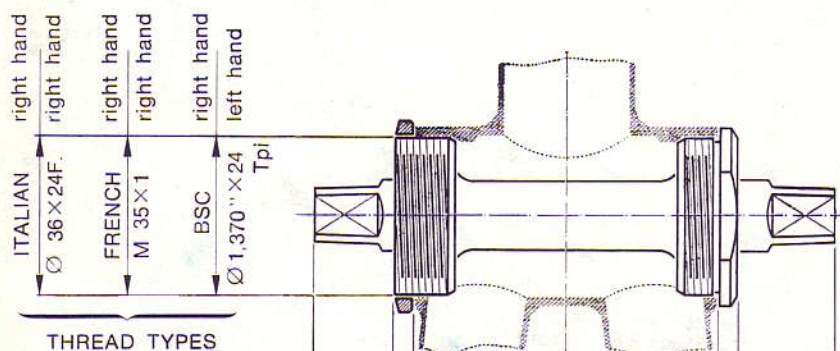
4130



4151



4131



Details of bracket number:

- The first number indicates the bracket width
- P indicates track
- SS indicates road
- C indicates cross
- Number 110 or 120 indicates the suggested width of the rear hub for a perfect chain alignment (see pages 92-93)

UPON REQUEST WE SUPPLY THE CUPS WITH THREAD INCREASED BY 0,5 mm.


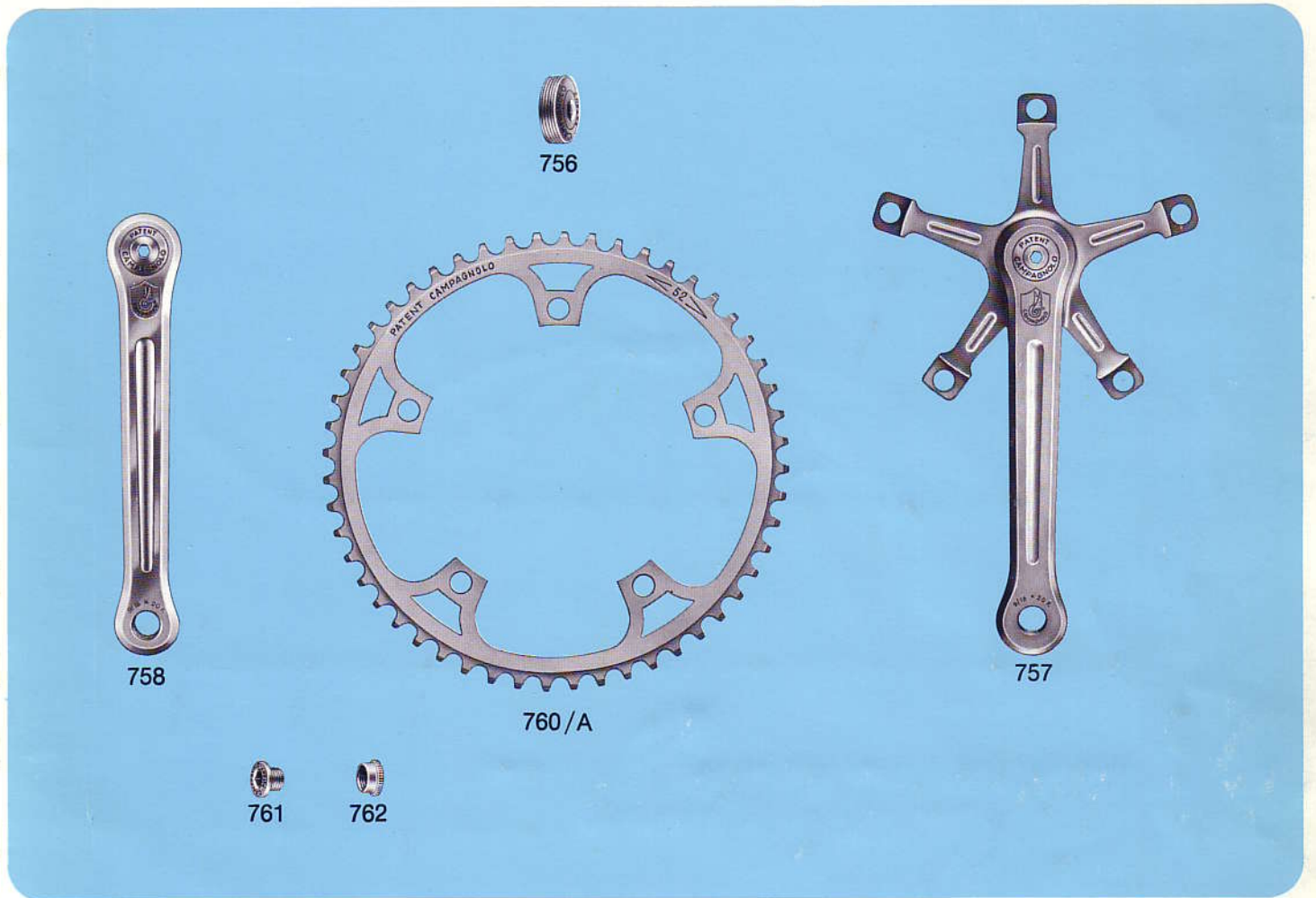
TRACK RECORD AND SUPER RECORD

AXLE	BRACKET WIDTH				TOTAL AXLE LENGTH	
65-P-110	16	3,5	65	3,5	16	104 mm.
68-P-110	14,5	3,5	68	3,5	15,5	105 mm.
68-P-120	17	3,5	68	3,5	17	109 mm.
70-P-120	16	3,5	70	3,5	16	109 mm.

- 748 Fixing screw
- 749 Fixing washer
- 756 Crank cover plate
- 757 Track right hand crank
(complete with cover 756,
170 mm. long). Upon request are
furnished the following sizes:
165 - 167,5 - 172,5 - 175 -
177,5 and 180 mm. long
- 758 Track left hand crank

- 760/A Super Record track chainring for
1/2" x 1/8" (3 mm.)
chain. Specify the number of
teeth available from 44T to 70T
- 761 Track chainwheel fastening screw
(complete with cover 756,
170 mm. long). Upon request are
furnished the following sizes:
165 - 167,5 - 172,5 - 175 -
177,5 and 180 mm. long

- 762 Track chainwheel fastening nut
- 4035 Set (14+14) special \varnothing 3/16" b/b
balls selected with 1/1000 of
mm. tolerance
- 4132 Super Record cotterless Titanium
track spindle. See measurements
and indicate spindle size
- 4133 Fixed cup. Indicate required
thread
- 4134 Adjustable cup. Indicate required
thread



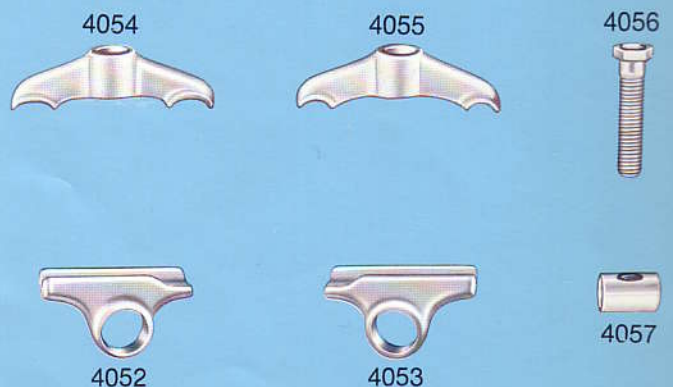
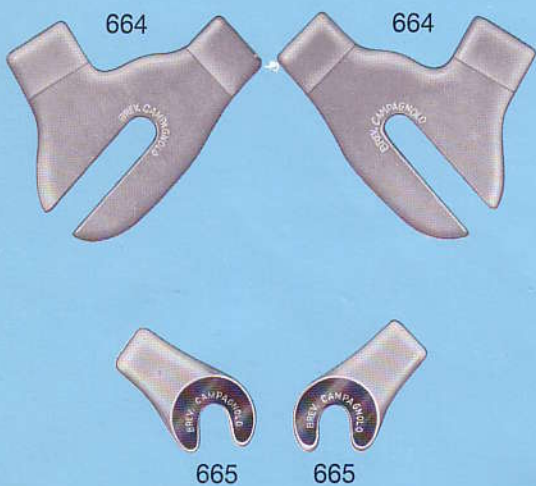
PARTICULAR COMPONENTS OF CAMPAGNOLO SUPER RECORD TRACK GROUP 4100

- 4141 Super Record track head set (thread \varnothing 25.4 x 24F.). Upon request are furnished with thread \varnothing 25 x 1M. or 1" x 24 Tpi-BSC
- 4051 Super Record seat pin. (pin length 147 mm.) Specify diameter stem: 25 - 25,8 - 26 - 26,2 - 26,4 - 26,6 - 26,8 - 27 - 27,2 - 27,4 mm.
- 664 Right and left hand track fork ends
- 665 Right and left hand track fork ends
- 2102 Set (25+25) special b/b \varnothing 5/32" balls selected with 1/1000 of mm. tolerance
- 4042 Super Record locking nut
- 4043 Super Record locking washer
- 4052 Left hand side support
- 4053 Right hand side support
- 4054 Front bracket
- 4055 Rear bracket
- 4056 Fixing and adjusting bolt
- 4057 Bolt nut
- 4142 Super Record track screwed race (specify type of threading)
- 4143 Super Record track top head race (0,5 mm. larger gauge available)
- 4144 Super Record track bottom head race (0,5 mm. larger gauge available)
- 4145 Super Record track crown race (smaller diameter available)

4141



4051



RECORD ROAD GROUP	pages 30-31
RECORD GEAR - RECORD FRONT CHANGER AND ALTERNATIVE RECORD CONTROL LEVERS	pages 32-33-34-35
RECORD ROAD HUBS	page 36
RECORD AND SUPERLIGHT RECORD ROAD PEDALS	page 37
ROAD RECORD CHAINWHEEL SET AND BOTTOM BRACKET SET	pages 38-39
RECORD ROAD HEAD SET - RECORD SEAT PIN	page 40
FORK ENDS - SPECIAL CONNECTORS	page 41
RECORD BRAKES	pages 42-43

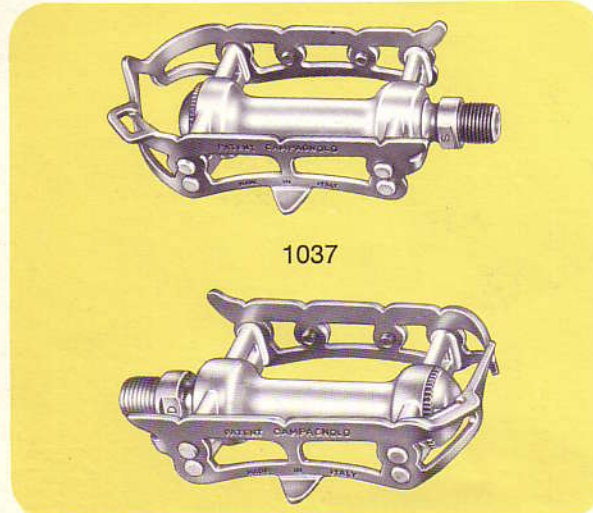

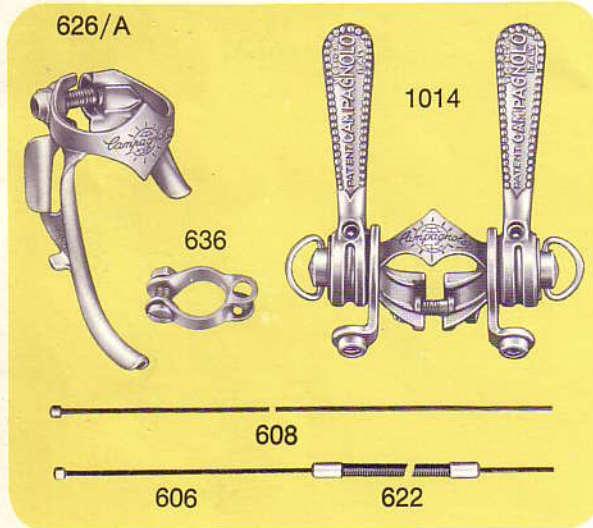
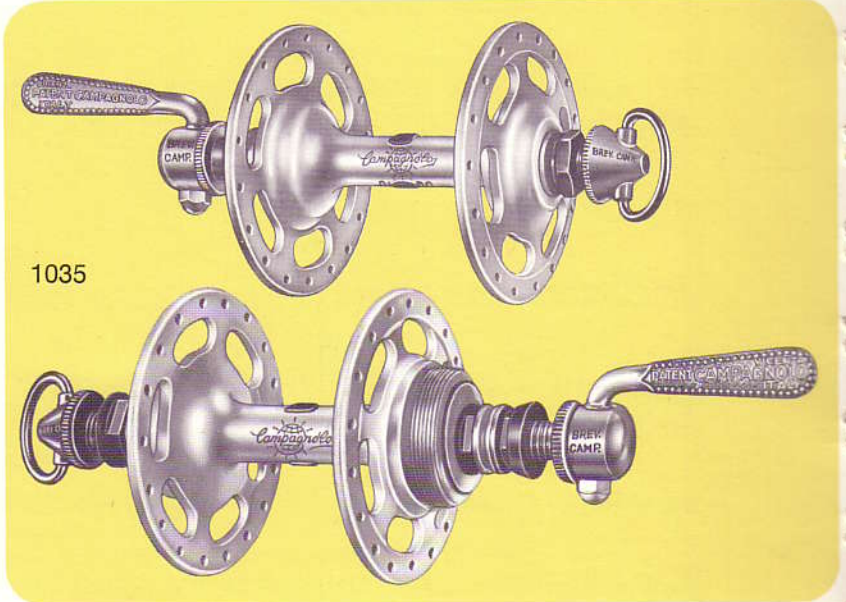
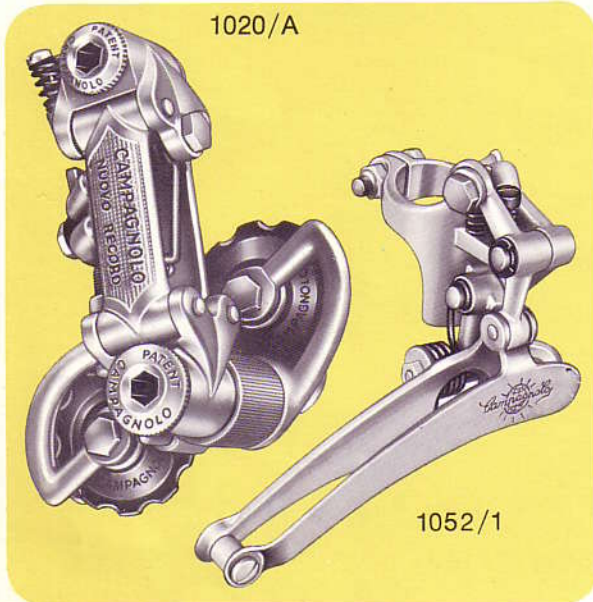
1032/F CAMPAGNOLO RECORD ROAD GROUP

(Particular components of this group are illustrated from page 32 to page 43)



- 606 Down tube control gear inner wire (118 cm.)
- 608 Down tube control front changer inner wire (72 cm.)
- 622 Gear stainless steel outer casing (21 cm.)
- 626/A Twin gear cable clip
- 636 Chainstay clip
- 649 Stainless steel brake cable clip
- 1010/A Set Record front and rear fork ends without eyelet.
See alternatives on page 41
- 1014 Twin down tube control lever.

- 1020/A See alternatives on pages 34-35
Nuovo Record gear (without hanger)
- 1030/2 Pump connector (thread M9 x 1,25). Any pump connectors shown on page 41 can be supplied instead
- 1035 Pair Record large flange quick release road hubs (front width 100 mm., rear width 120 mm., flanges with 36 holes, thread Ø 35 x 24F.). Upon request are furnished with rear hub suitable



for 6 sprockets, width 125 mm., flanges with 24 - 28 - 32 - 40 holes, thread \varnothing 34.7 x 1M. or \varnothing 1.370" x 24 Tpi-BSC. See other alternatives on page 36

1037 Pair Record road pedals with steel spindle (spindle thread \varnothing 9/16" x 20F.). Upon request furnished spindles threaded M.14 x 1,25

1039 Record road head set (thread 25,4 x 24F.). Upon request furnished with thread

1044 \varnothing 25 x 1M. or 1" x 24 Tpi-BSC Seat pin. Specify diameter stem: 25 - 25,8 - 26 - 26,2 - 26,4 - 26,6 - 26,8 - 27 - 27,2 - 27,4 mm. and if pin length in 130 mm. normal or in 180 mm. long

1046/A Nuovo Record bottom bracket set (bracket width 70 mm. and cups threaded \varnothing 36 x 24F.). See alternatives on pages 38-39

1048 Record road chainwheel set with Nuovo Record bottom bracket

1049 Record road chainset (with crank 170 mm. pedal hole \varnothing 9/16" x 20F. and chainrings for chain 1/2" x 3/32" [2 mm.]). Specify the number of teeth of the chainrings available from 42T to 57T. Upon request furnished cranks with lengths 165 - 167,5 - 172,5 - 175 - 177,5 and 180 mm.

1052/1 Record front changer
2040 Set Record brakes. See alternatives on pages 42-43



1039



1044



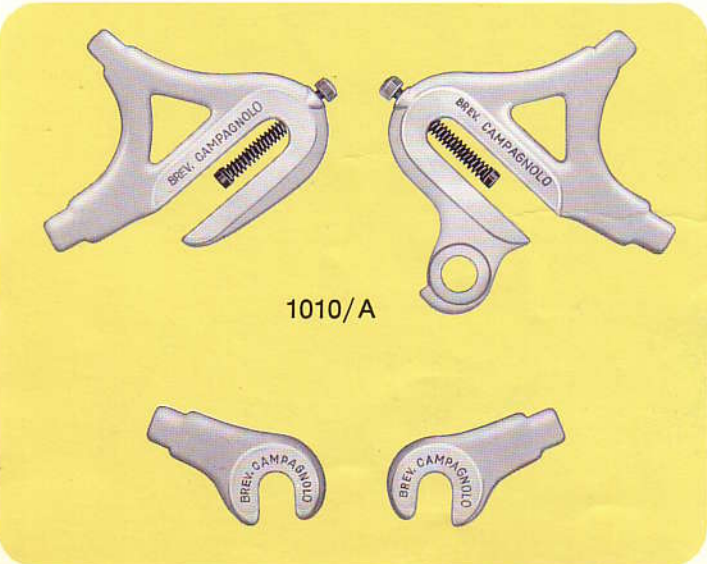
649

649

649



1030/2



1010/A

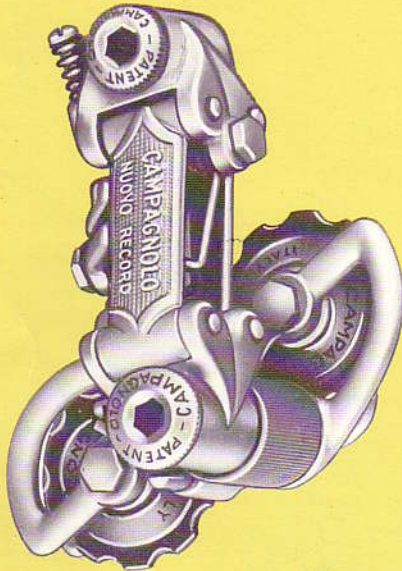


2040

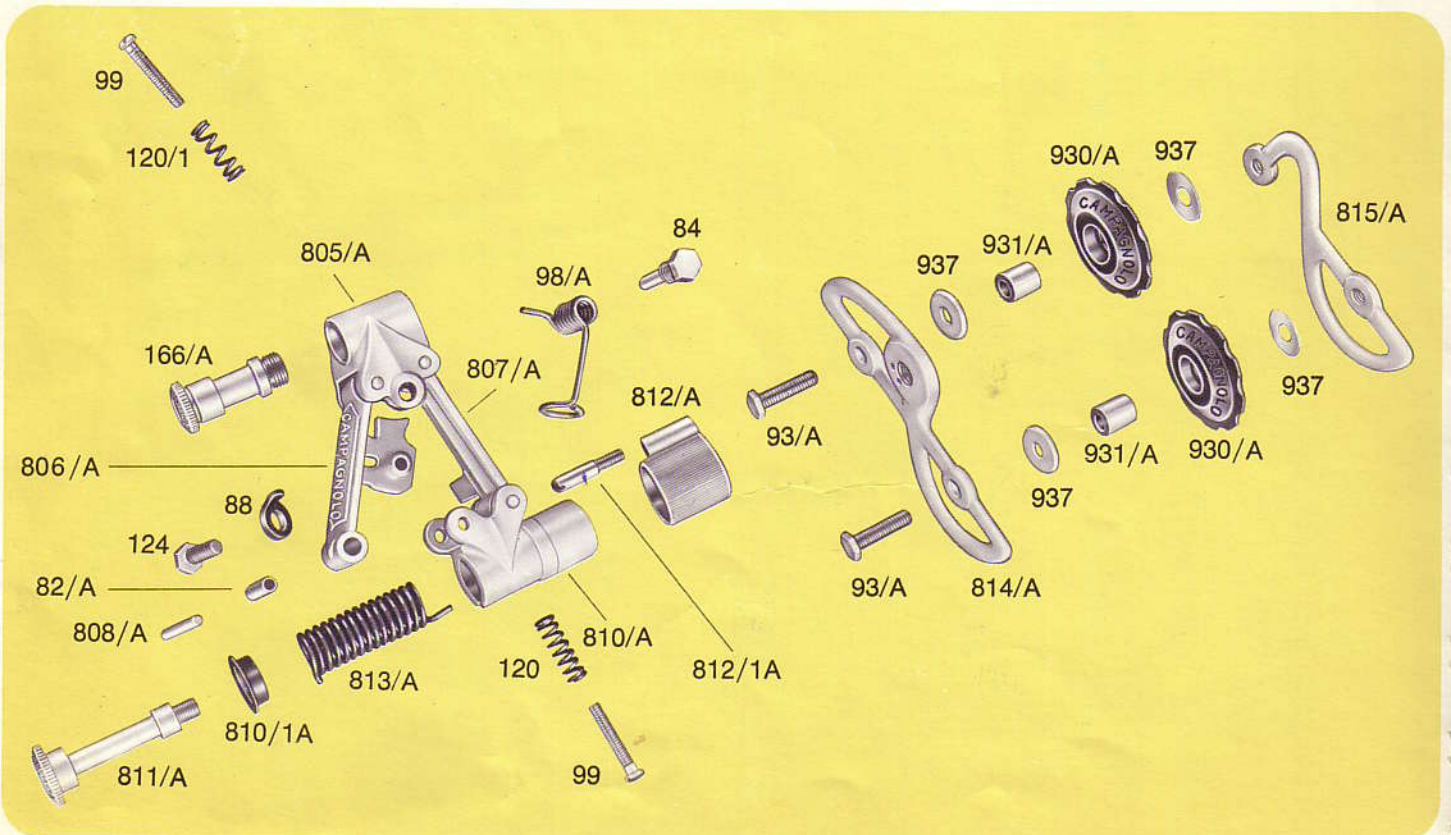
PARTICULAR COMPONENTS OF CAMPAGNOLO RECORD ROAD GROUP 1032/F

- 1020/A Nuovo Record gear
- 82/A Body ferrule
- 84 Gear return spring screw
- 88 Clamp washer
- 93/A Sprocket bolt
- 98/A Gear return spring
- 99 Gear adjusting screw
- 120 Lower adjuster spring
- 120/1 Upper adjuster spring
- 124 Fixing screw
- 166/A Upper pivot bolt
- 805/A Upper body
- 806/A Front arm

- 807/A Inner arm
- 808/A Spindle
- 810/A Lower body
- 810/1A Lower body bush
- 811/A Gear spring bolt
- 812/A Spring cage cover
- 812/1A Grub screw
- 813/A Tension spring
- 814/A Outer cage plate
- 815/A Inner cage plate
- 930/A Roller
- 931/A Roller bush
- 937 Roller dust cover



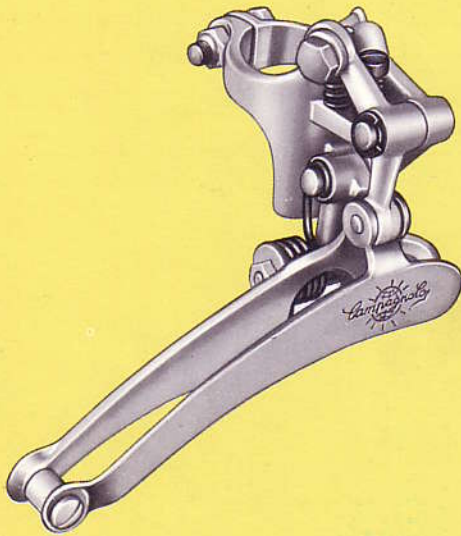
1020/A



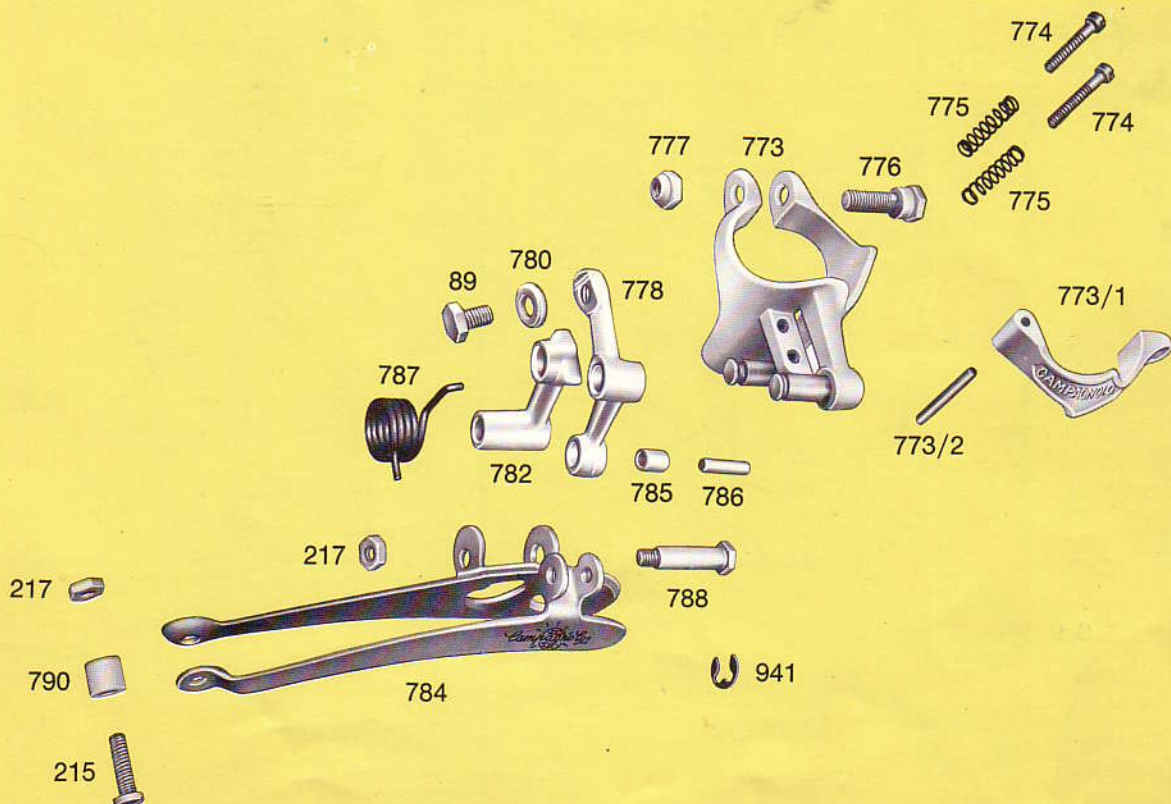
PARTICULAR COMPONENTS OF CAMPAGNOLO RECORD ROAD GROUP 1032/F

- 1052/1 Record front changer
- 89 Locking screw
- 215 Cage spacing bolt
- 217 Cage spacer bolt nut
- 773 Record front changer body (complete with clip and hinge)
- 773/1 Hinge
- 773/2 Hinge pin
- 774 Adjusting screw
- 775 Adjusting bolt spring
- 776 Clip fixing screw

- 777 Nut
- 778 Upper arm
- 780 Cable clamp bolt washer
- 782 Lower arm
- 784 Front changer cage
- 785 Ferrule for front changer cage
- 786 Spindle for front changer cage
- 787 Front changer return spring
- 788 Cage shank bolt
- 790 Bush
- 941 Circlip




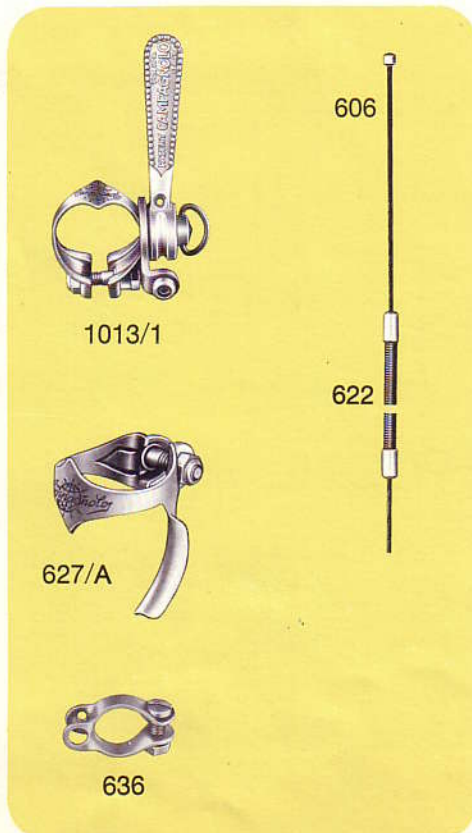
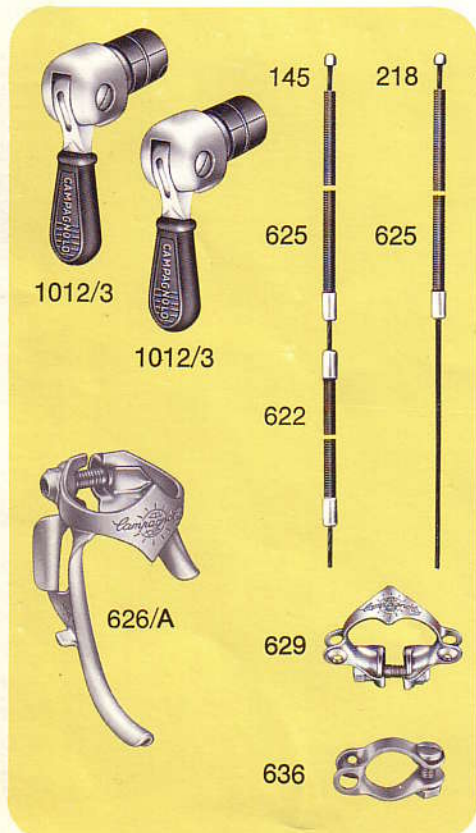
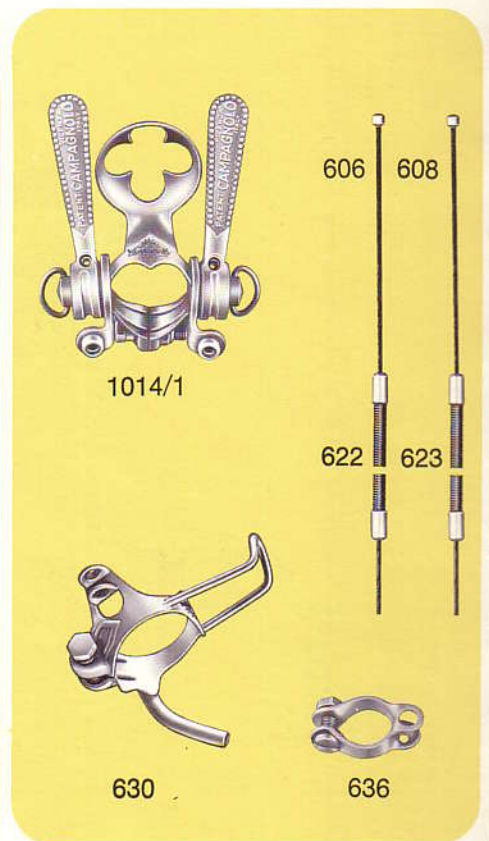
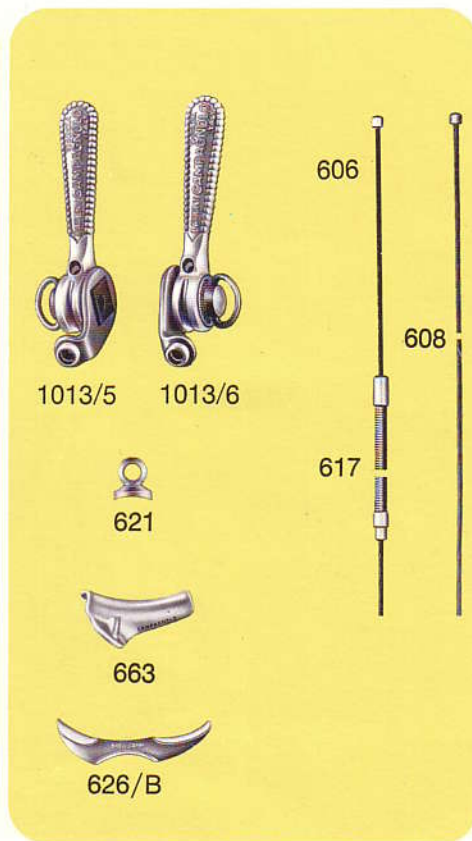
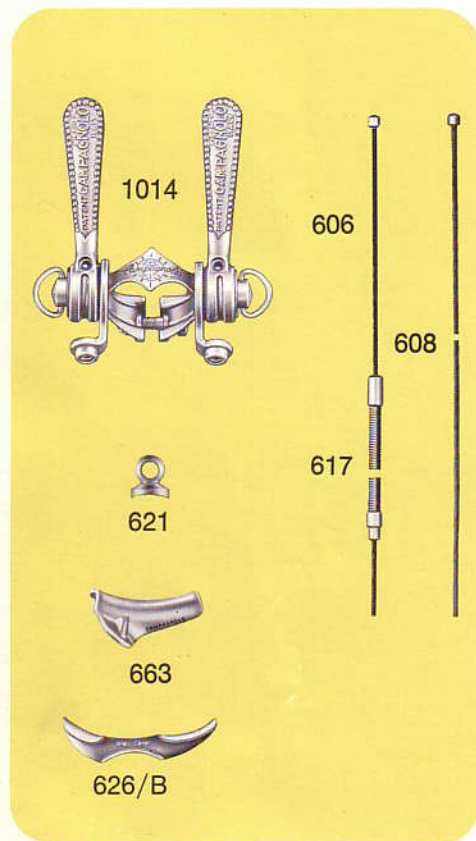
1052/1



PARTICULAR COMPONENTS OF CAMPAGNOLO RECORD ROAD GROUP 1032/F

- 137 Segment expanding screw
- 138 Segment
- 139/1 Counter-nut
- 139/2 Hexagonal screw
- 140/1 Tension adjusting screw
- 142 Spring segment holder
- 145 Gear cable to handlebar control (197 cm.)
- 173 Handlebar lever rubber
- 174 Handlebar friction plate
- 174/1 Lever friction plate
- 200/2 Handlebar control body
- 201 Handlebar lever

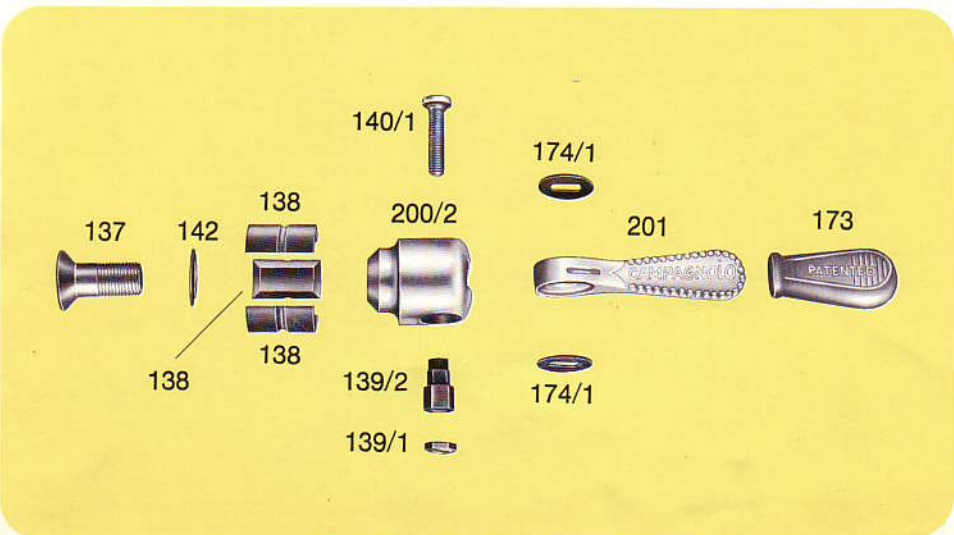
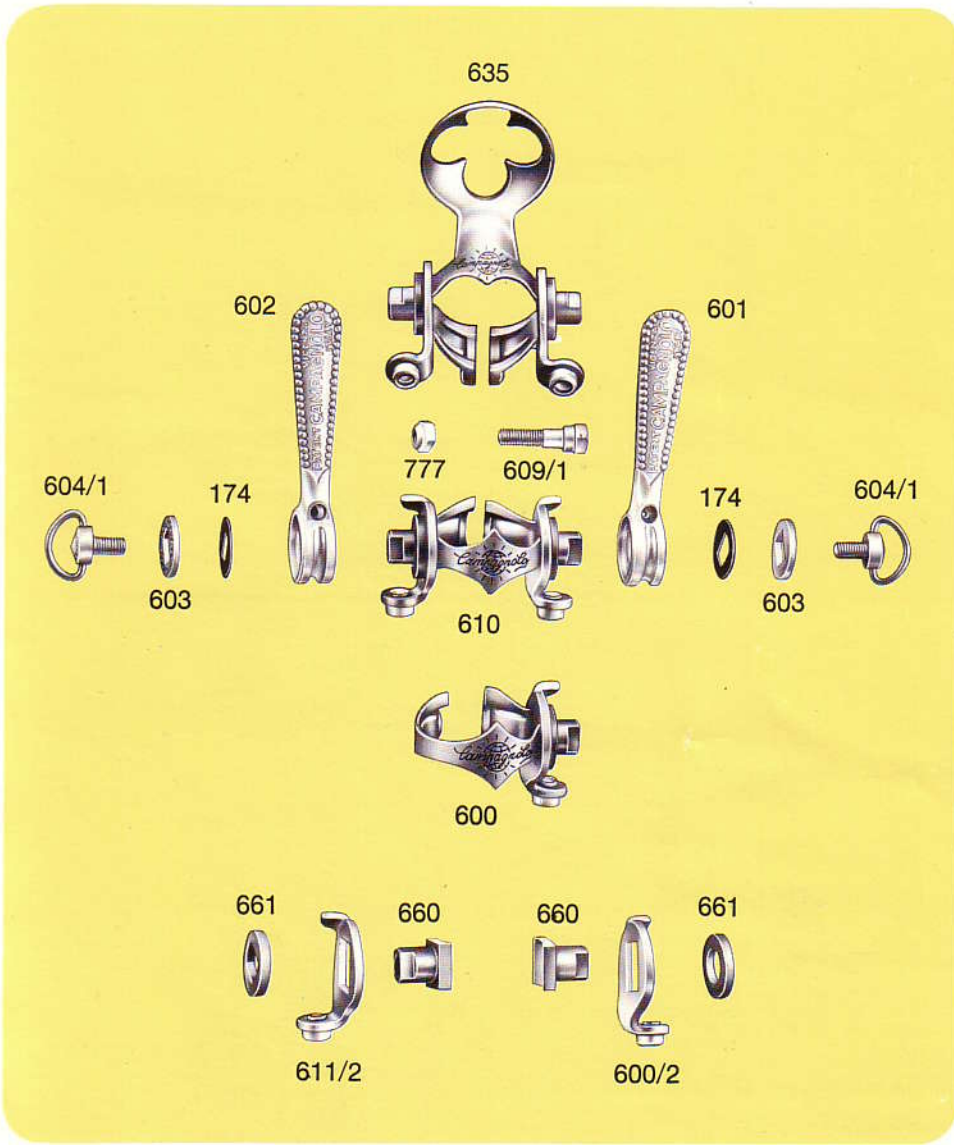
- 218 Front changer cable to handlebar control (150 cm.)
- 600 Right hand collar (without screw and nut)
- 600/2 Right hand braze-on control lever plate
- 601 Gear control lever only
- 602 Front changer control lever only
- 603 Cover plate
- 604/1 Friction adjusting wing nut
- 606 Down tube control gear inner wire (118 cm.)



- 608 Down tube control front changer inner wire (72 cm.)
- 609/1 Fixing clip bolt
- 610 Record twin control clip
- 611/2 Left hand braze-on control lever plate
- 617 Braze-on gear stainless steel outer casing (21 cm.)
- 621 Braze-on cable stop
- 622 Gear stainless steel outer casing (21 cm.)
- 623 Front changer stainless steel

- 625 outer casing (15,5 cm.)
Stainless steel outer casing to down tube handlebar control (75 cm.)
- 626/A Twin gear cable clip
- 626/B Braze-on cable ferrule
- 627/A Down tube tunnel R/H for gear
- 629 Twin handlebar control clip
- 630 Clip-on-tunnel and stop with pump holder D/T
- 635 Pump holder twin control Record lever bosses

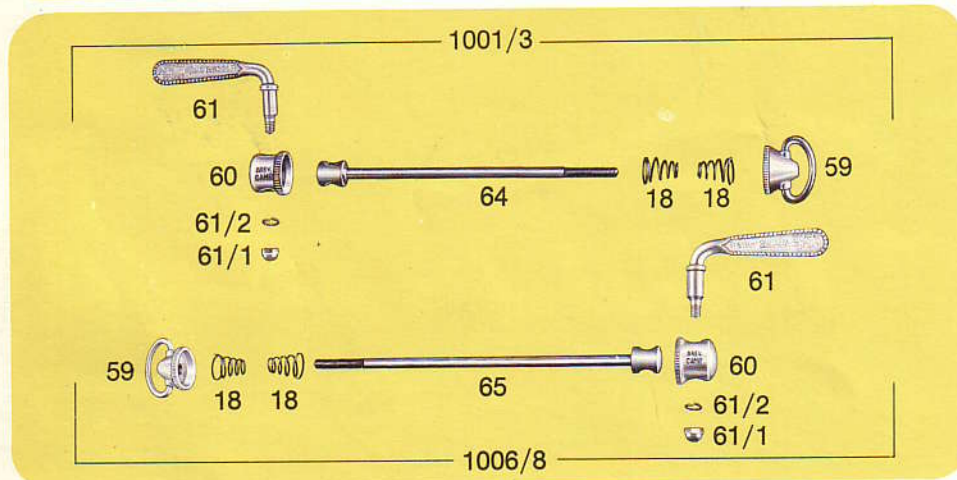

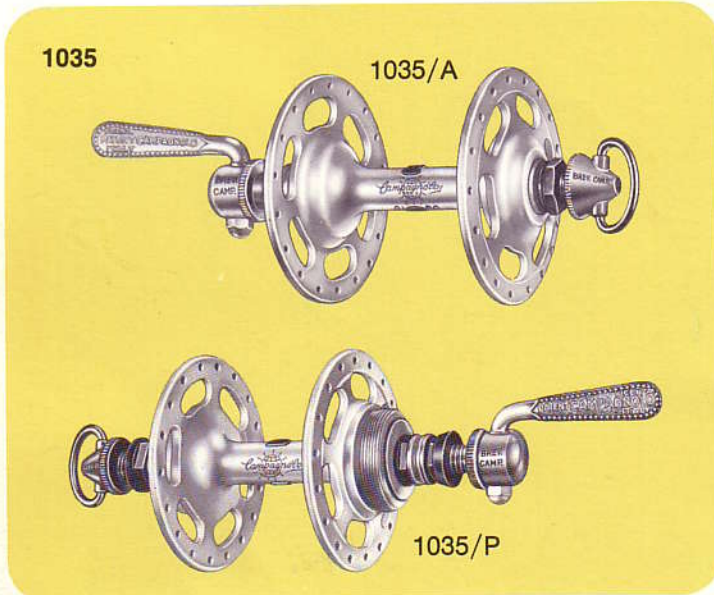
- 636 Chainstay clip
- 660 Braze-on boss
- 661 Brazed boss collar
- 663 Braze-on cable ferrule
- 777 Nut
- 1012/3 Handlebar control
- 1013/1 Right hand down tube control
- 1013/5 Front changer braze-on control
- 1013/6 Gear braze-on control
- 1014 Twin down tube control lever
- 1014/1 Twin down tube control lever with pump holder




PARTICULAR COMPONENTS OF CAMPAGNOLO RECORD ROAD GROUP 1032/F

- 1034** Pair Record small flange quick release[®] road hubs (front width 100 mm. - rear width 120 mm., flanges with 36 holes, thread \varnothing 35 x 24F.). Upon request furnished with rear hub suitable for 6 sprockets, width 125 mm., flanges with 24 - 28 - 32 - 40 holes, thread \varnothing 34,7 x 1M. or \varnothing 1,370" x 24 Tpi-BSC
- 1034/A** Record road small flange front hub
- 1034/P** Record road small flange rear hub


- 1035** Pair Record large flange quick release road hubs (front width 100 mm. - rear width 120 mm., flanges with 36 holes, thread \varnothing 35 x 24F.). Upon request furnished with rear hub suitable for 6 sprockets, width 125 mm., flanges with 24 - 28 - 32 - 40 holes, thread \varnothing 34,7 x 1M. or \varnothing 1,370" x 24 Tpi-BSC
- 1035/A** Record road large flange front hub
- 1035/P** Record road large flange rear hub



- 1** Front lock nut
18 Conical spring
19 Front hollow axle
25/R Front cone
29/R Rear hollow axle (129 mm. long). Upon request are furnished spindles 132 - 134 and 140 mm. long



- 32/R** Rear cone
33 Rear lock nut
35 Front hub lock washer
36 Rear hub lock washer
46 Rear spacing collar
59 Quick release conical adjuster
60 Quick release cap
61 Quick release lever
61/1 Domed nut



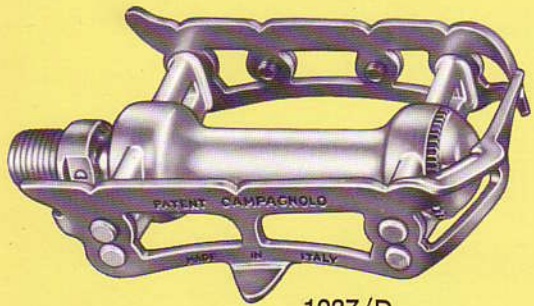
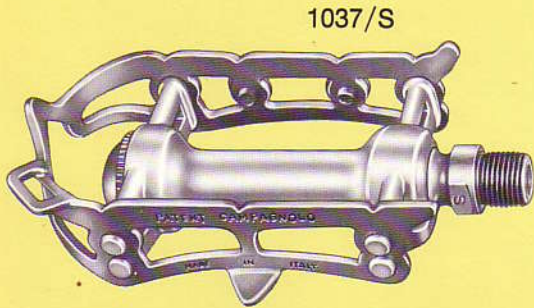
- 61/1** Domed nut
61/2 Grower washer
64 Quick release front skewer
65 Quick release rear skewer
737 Front ball cup
738 Rear ball cup
739 Front dust cover
740 Rear dust cover
741 Spring clip
1001/3 Complete front quick release skewer for Record hub
1001/4S Complete front axle for Record road hub
1006/5S Complete rear axle for Record road hub
1006/8 Complete rear quick release skewer for Record hub
2104 Set (9+9) special \varnothing 7/32" balls selected with 1/1000 of mm. tolerance
2106 Set (9+9) special \varnothing 1/4" balls selected with 1/1000 of mm. tolerance

PARTICULAR COMPONENTS OF CAMPAGNOLO RECORD ROAD GROUP 1032/F



- 1037 Pair Record road pedals (spindle thread \varnothing 9/16" x 20F.). Upon request are furnished threaded M.14 x 1,25
- 1037/D Record road right hand pedal
- 1037/S Record road left hand pedal
- 1037/A Pair superlight Record road pedals
- 1037/AD Superlight Record road right hand pedal
- 1037/AS Superlight Record road left hand pedal
- 89 Locking screw for superlight pedal
- 669 Left hand pedal axle with thread \varnothing 9/16" x 20F. Upon request are furnished with

- thread M.14 x 1,25
- 670 Right hand pedal axle with thread \varnothing 9/16" x 20F. Upon request are furnished with thread M.14 x 1,25
- 672 Inserted race (available also in oversize)
- 673 Pedal axle washer
- 674 Pedal axle cone
- 675 Pedal axle lock nut
- 676 Toe clip bolt
- 677 Toe clip washer
- 678 Inner dust cap
- 679 Record pedal dust cap
- 679/A Superlight pedal dust cap
- 2103 Set (48) special \varnothing 5/32" pedal balls selected with 1/1000 of mm. tolerance

1037



1037/A




PARTICULAR COMPONENTS OF CAMPAGNOLO RECORD ROAD GROUP 1032/F

- 1048 Record road chainwheel set with Nuovo Record bottom bracket
- 1049 Record road chainset (with cranks 170 mm., pedal hole \varnothing 9/16" x 20F. and chainrings for chain 1/2" x 3/32" [2 mm]). Specify the number of teeth of the chainrings available from 42T to 57T. Upon request furnished cranks with lengths 165 - 167,5 - 172,5 -

- 175 - 177,5 and 180 mm.
- 1046/A Nuovo Record bottom bracket set (bracket width 70 mm. and cups threaded \varnothing 36 x 24F.).
- 744/A Nuovo Record cotterless road spindle. See measurements and indicate spindle size
- 745/A Fixed cup. Indicate required thread
- 746/A Adjustable cup. Indicate required thread
- 747 Lockring with normal 3,5 mm.

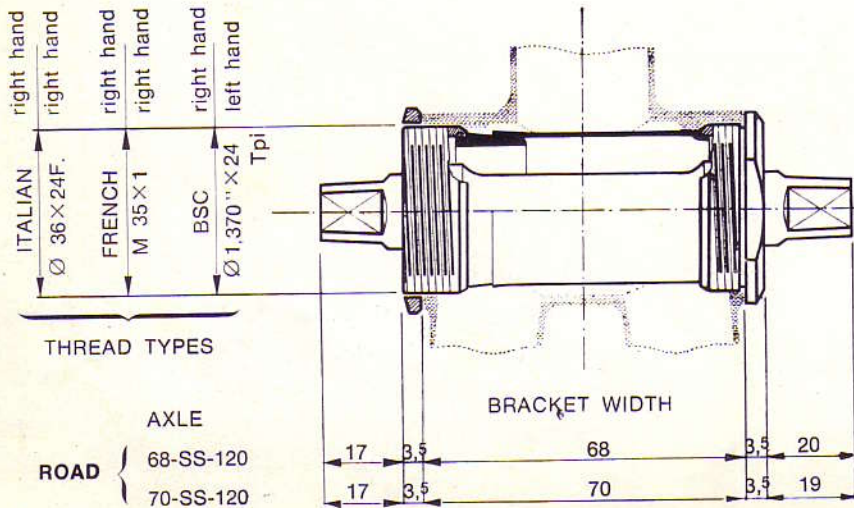
1048



1049



1046/A



Details of bracket number:

- The first number indicates the bracket width
- SS indicates road
- Number 120 indicates the suggested width of the rear hub for a perfect chain alignment (see pages 92-93)

UPON REQUEST WE SUPPLY THE CUPS WITH THREAD INCREASED BY 0,5 mm.


thickness (available also with 4 mm. and 4,5 mm. thickness).
 Indicate required thread
 748 Fixing screw
 749 Fixing washer
 751 Right hand road crank (complete with cover 756, 170 mm. long). Upon request are furnished in the following sizes: 165 - 167,5 - 172,5 - 175 -

752 177,5 and 180 mm. long
 Left hand road crank (complete with cover 756, 170 mm. long). Upon request are furnished in the following sizes: 165 - 167,5 - 172,5 - 175 - 177,5 and 180 mm. long
 753 Road chainring for 1/2" x 3/32" (2 mm.) chain. Specify the number of teeth available from


42T to 57T
 754 Road chainwheel fastening screw
 755 Road chainwheel fastening nut
 756 Crank cover plate
 801 Spacer for single chainring
 2100 Set (11+11) special \varnothing 1/4" balls selected with 1/1000 of mm. tolerance
 2110 Record sleeve
 2110/1 Cone for sleeve



752



753



751



756



755



754



801



2110/1



2110



2100



748



749



747



746/A



744/A



745/A



749



748

PARTICULAR COMPONENTS OF CAMPAGNOLO RECORD ROAD GROUP 1032/F

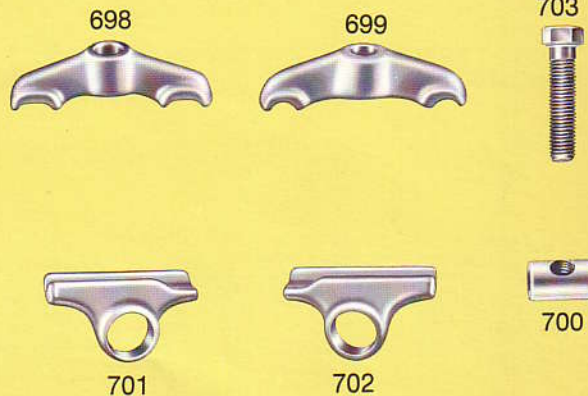
- 1039 Record road head set thread (25,4 x 24F.). Upon request are furnished with thread \varnothing 25 x 1M. or 1" x 24 Tpi-BSC
- 681 Locking nut (specify type of threading)
- 682 Locking washer
- 683 Screwed road race (specify type of threading)
- 684 Road top head race (0,5 mm. larger gauge available)
- 685 Road bottom head race (0,5 mm. larger gauge available)
- 686 Road crown race (smaller diameter available)
- 2101 Set bearings with (20+20) special b/b \varnothing 3/16" balls selected with 1/1000 of mm. tolerance

1039



1044


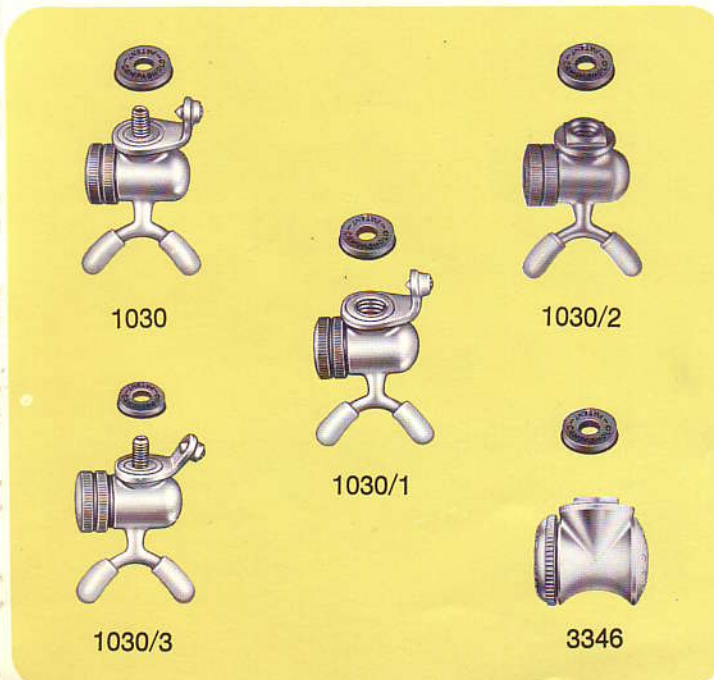
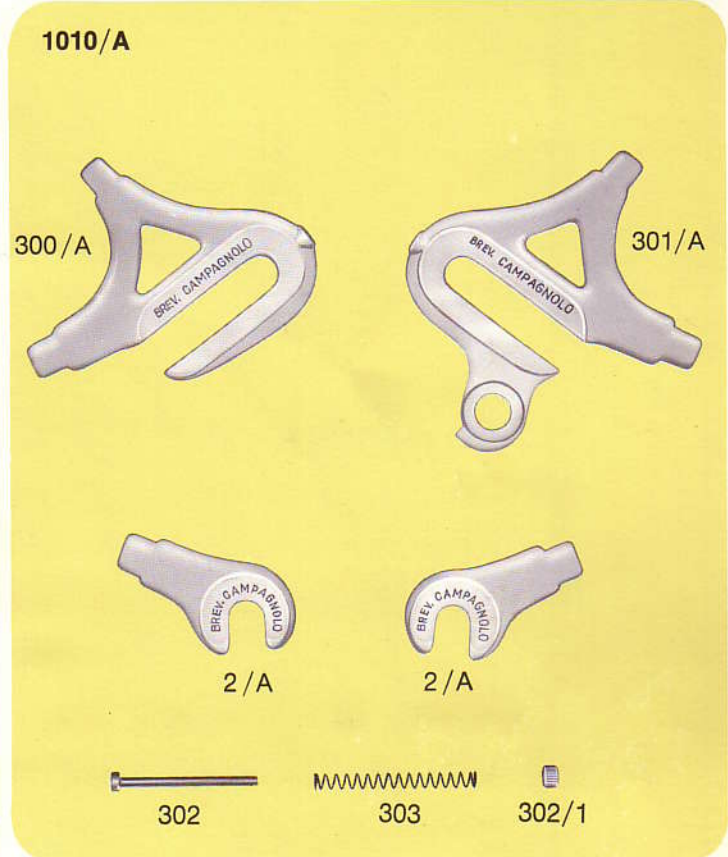
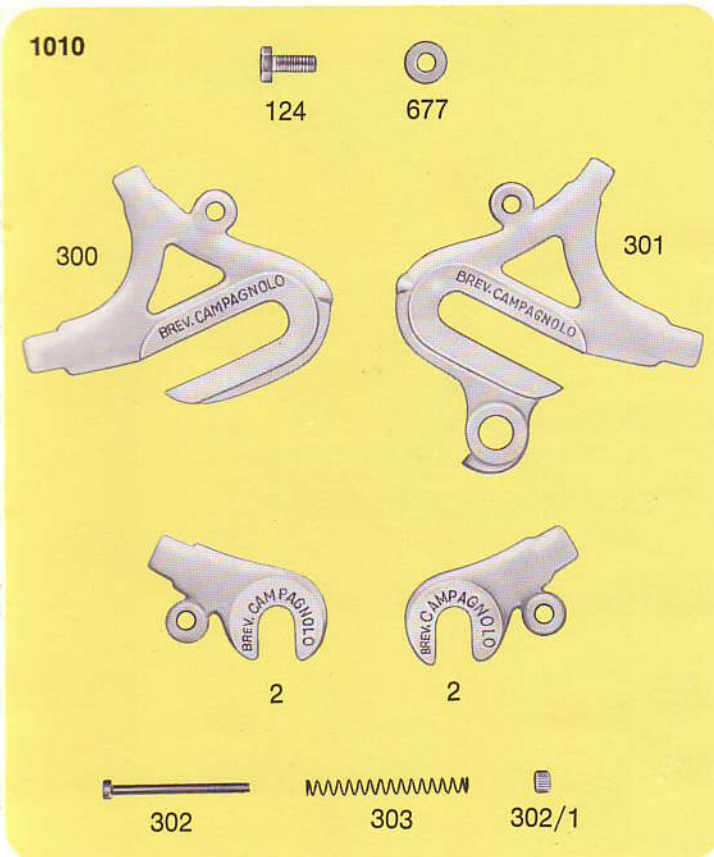
- 1044 Seat pin. Specify diameter stem: 25 - 25,8 - 26 - 26,2 - 26,4 - 26,6 - 26,8 - 27 - 27,2 - 27,4 mm. and if pin length in 130 mm. normal or in 180 mm. long
- 698 Front bracket
- 699 Rear bracket
- 700 Bolt nut
- 701 Left hand side support
- 702 Right hand side support
- 703 Fixing and adjusting bolt



PARTICULAR COMPONENTS OF CAMPAGNOLO RECORD ROAD GROUP 1032/F

- 1010 Set Record front and rear fork ends
- 1010/A Set Record front and rear fork ends without eyelet
- 2 Record right and left hand fork ends
- 2/A Record right and left hand fork ends without eyelet
- 124 Fixing screw
- 300 Record left hand rear end
- 300/A Record left hand rear end without eyelet
- 301 Record right hand rear end
- 301/A Record right hand rear end without eyelet
- 302 Adjusting bolt
- 302/1 Nut for bolt 302
- 303 Adjusting bolt spring
- 640 Rubber cap
- 641 Milled nut
- 642 Rubber washer
- 643 Rubber washer for tubular valves

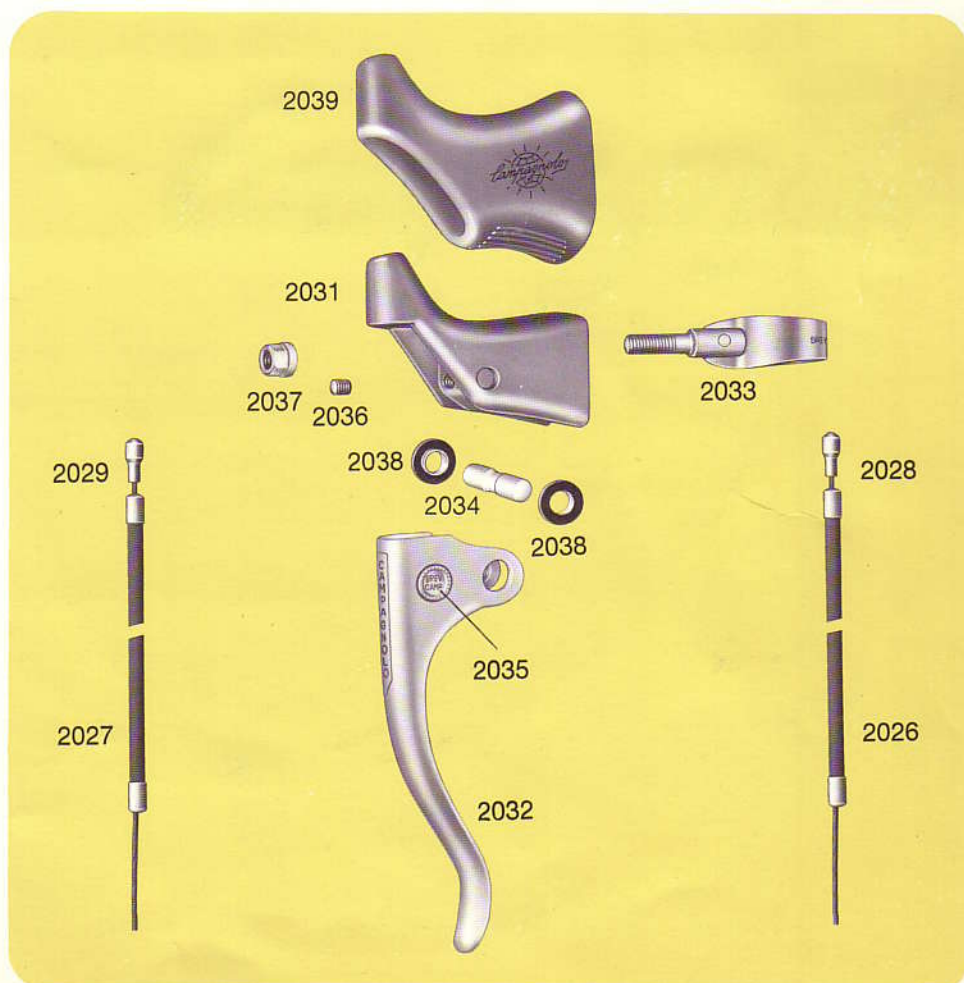
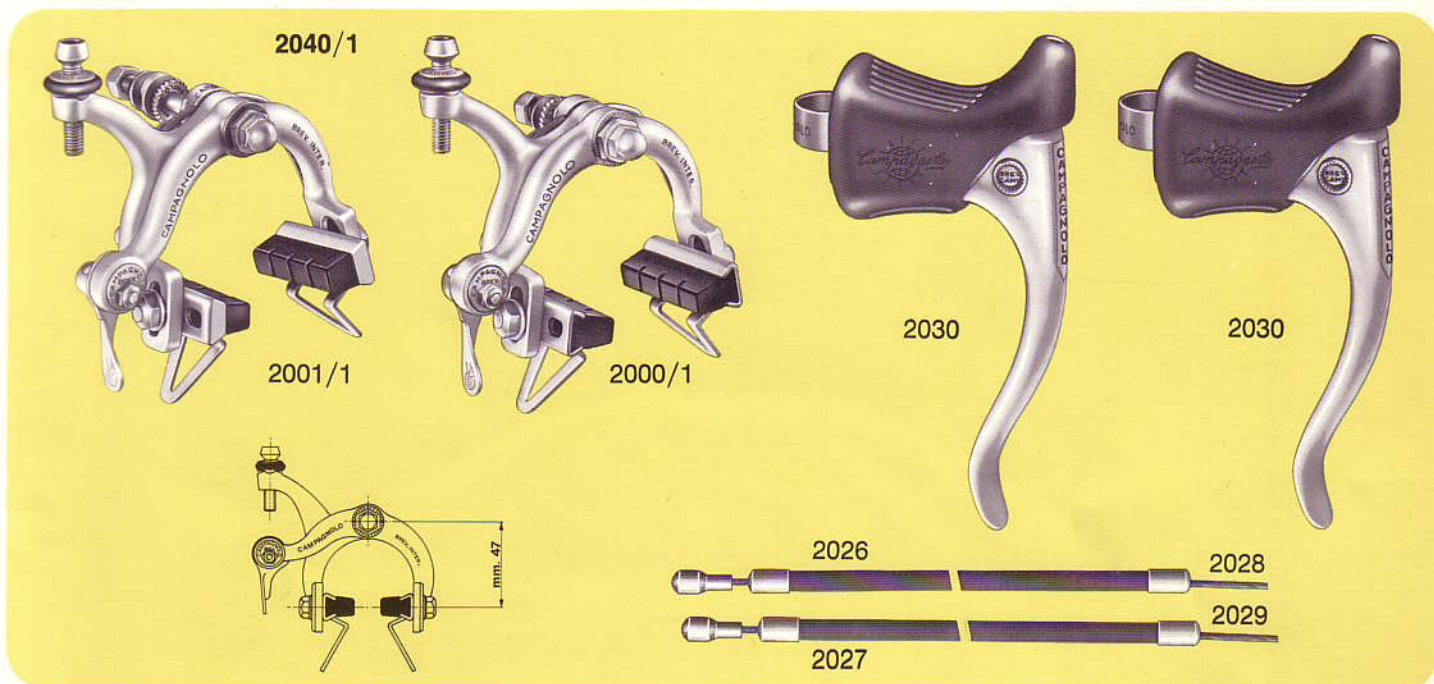
- 644 Rubber washer for pump connector 1030
- 645 Connecting screw
- 646 Rubber washer for pump connectors 1030/1 and 1030/2
- 653 Rubber washer for pump connector 1030/3
- 677 Washer
- 1030 Pump connector with \varnothing 7/32" or M7 x 1 locking screw
- 1030/1 Pump connector with M9 x 1,25 locking screw
- 1030/2 Pump connector with M9 x 1,25 locking screw
- 1030/3 Pump connector with M5 x 1 or M7 x 1 locking screw (French type)
- 3346 Superlight pump connector with M9 x 1,25 locking screw
- 3349 Cover for superlight pump connector
- 3351 Washer for superlight pump connector



- 2015 Friction washer
- 2015/1 Inner friction washer
- 2016 Domed nut
- 2017 Cam locking nut
- 2018 Locking nut
- 2019 Stirrup arm
- 2019/1 Small brake front stirrup
- 2020 Rear stirrup
- 2020/1 Small front brake rear stirrup
- 2020/2 Small rear brake rear stirrup
- 2021 Milled washer

- 2022 Brake shoe nut
- 2023 Concave washer for front brake
- 2024 Adjusting rubber
- 2026 Front brake outer casing (61 cm.)
- 2027 Rear brake outer casing (119 cm.)
- 2028 Front inner cable (73 cm.)
- 2029 Rear inner cable (131 cm.)
- 2031 Lever hood
- 2032 Lever control (complete with cable holder 2035)
- 2033 Brake lever clip

- 2034 Lever pivot pin
- 2036 Grub screw
- 2037 Clamp nut
- 2038 Lever bush
- 2039 Rubber lever hood
- 2041 Serrated washer for rear brake
- 2041/A Serrated washer for front brake
- 2042 Concave washer for rear brake. (Upon request is furnished for round breast band)
- 2043 Lever rubber for small brake





RECORD TRACK GROUP	pages 46-47
RECORD TRACK HUBS	page 48
RECORD AND SUPERLIGHT RECORD TRACK PEDALS	page 49
RECORD TRACK CHAINWHEEL SET AND BOTTOM BRACKET TRACK SET	pages 50-51
RECORD TRACK HEAD SET - RECORD SEAT PIN-FORK ENDS	page 52

1033 CAMPAGNOLO RECORD TRACK GROUP

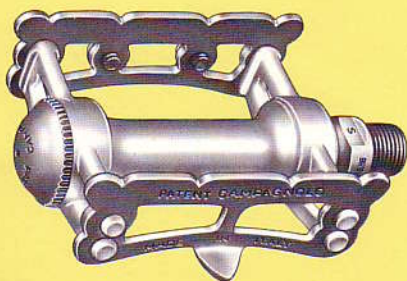
(Particular components of this group are illustrated from page 48 to page 52)




1036



1038



1050



1051



1046

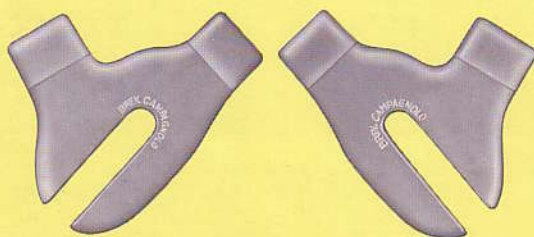




1040



1044



1053



- 1036 Pair Record large flange solid spindle track hubs (front width 100 mm., rear width 110 mm., flanges with 36 holes, thread \varnothing 35 x 24F.). Upon request furnished with rear hub width 120 mm., flanges with 24 - 28 - 32 - 40 holes, thread \varnothing 34,7 x 1M. or 1,370" x 24 Tpi-BSC. See other alternatives on page 48
- 1038 Pair Record track pedals (spindle thread \varnothing 9/16" x 20F.). Upon request furnished spindles threaded M. 14 x 1,25. See page 49
- 1040 Record track head set (thread \varnothing 25,4 x 24F.). Upon request furnished with thread \varnothing 25 x 1M. or 1" x 24 Tpi-BSC
- 1044 Seat pin. Specify diameter stem: 25 - 25,8 - 26 - 26,2 - 26,4 - 26,6 - 26,8 - 27 - 27,2 - 27,4 mm. and if length stem in 130 mm. normal or in 180 mm. long
- 1046 Record bottom bracket set (bracket width 70 mm. and cups threaded \varnothing 36 x 24F.). See alternatives on pages 50-51. Upon request is furnished the bracket safety sleeve ref. 2110-2110/1. See page 81
- 1050 Record track chainwheel set with track bottom bracket
- 1051 Record track chainset (with cranks 170 mm., pedal hole \varnothing 9/16" x 20F. and chainring for chain 1/2" x 1/8" [3 mm.]). Specify the number of teeth of the chainring available from 44T to 70T. Upon request furnished cranks with lengths 165 - 167,5 - 172,5 - 175 - 177,5 and 180 mm. and chainring for chain 1/2" x 3/32" (2 mm.). P.S.: For the sprockets see page 81
- 1053 Set track front and rear fork ends


PARTICULAR COMPONENTS OF CAMPAGNOLO RECORD TRACK GROUP

1033



- 1036** Pair Record large flange solid spindle track hubs (front width 100 mm., rear width 120 mm., flanges with 36 holes, thread \varnothing 35 x 24F.). Upon request furnished with rear hub width 110 mm., flanges with 24 - 28 - 32 - 40 holes, thread \varnothing 34,7 x 1M. or \varnothing 1,370" x 24 Tpi-BSC
- 1036/A** Record track large flange front hub
- 1036/P** Record track large flange rear hub

- 1036/2** Pair Record small flange solid spindle track hubs (front width 100 mm., rear width 120 mm., flanges with 36 holes, thread \varnothing 35 x 24F.). Upon request furnished with rear hub width 110 mm., flanges with 24 - 28 - 32 - 40 holes, thread \varnothing 34,7 x 1M. or \varnothing 1,370" x 24 Tpi-BSC
- 1036/2A** Record track small flange front hub
- 1036/2P** Record track small flange rear hub

1036



1036/2



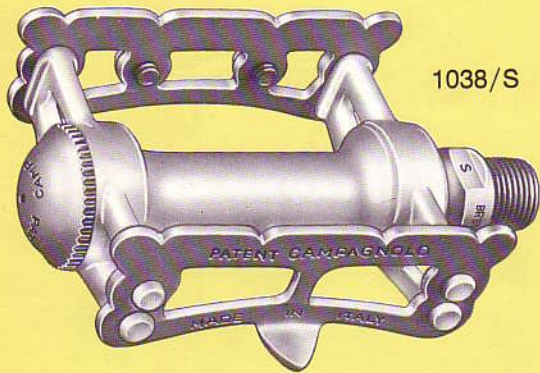
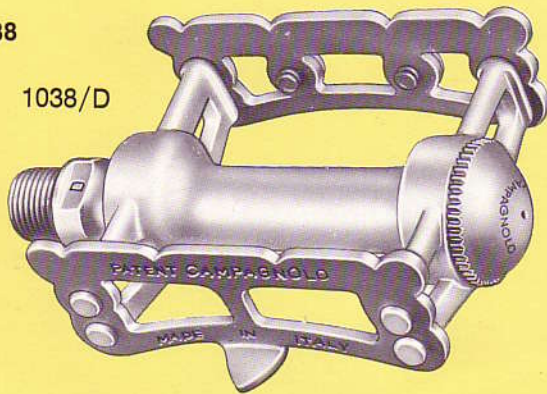
- 1 Front lock nut
- 19/P Front track solid spindle axle
- 25/R Front cone
- 29/P Rear track solid spindle axle
- 32/R Rear cone
- 33/P Rear lock nut
- 35 Front hub lock washer
- 36 Rear hub lock washer
- 667 Track front nut
- 668 Track rear nut
- 737 Front ball cup
- 738 Rear ball cup
- 739 Front dust cover
- 740 Rear dust cover
- 743 Track lock ring
- 1001/4P Complete front axle for Record track hub
- 1006/5P Complete rear axle for Record track hub
- 2104 Set (9+9) special \varnothing 7/32" balls selected with 1/1000 of mm. tolerance
- 2106 Set (9+9) special \varnothing 1/4" balls selected with 1/1000 of mm. tolerance

PARTICULAR COMPONENTS OF CAMPAGNOLO RECORD TRACK GROUP 1033



- 1038 Pair Record track pedals (spindle thread \varnothing 9/16" x 20F.). Upon request furnished spindles threaded M.14 x 1,25
- 1038/D Record track right hand pedal
- 1038/S Record track left hand pedal
- 1038/A Pair Record superlight track pedals
- 1038/AD Superlight Record track right hand pedal
- 1038/AS Superlight Record track left hand pedal
- 89 Locking screw for superlight pedals
- 669 Left hand pedal axle with thread \varnothing 9/16" x 20F. Upon request furnished with thread M.14 x 1,25

- 670 Right hand pedal axle with thread \varnothing 9/16" x 20F. Upon request furnished with thread M.14 x 1,25
- 672 Inserted race (available also in oversize)
- 673 Pedal axle washer
- 674 Pedal axle cone
- 675 Pedal axle lock nut
- 676 Toe clip bolt
- 677 Toe clip washer
- 678 Inner dust cap
- 679 Record pedal dust cap
- 679/A Dust cap for superlight pedals
- 2103 Set (48) special \varnothing 5/32" pedal balls selected with 1/1000 of mm. tolerance

1038




1038/A



PARTICULAR COMPONENTS OF CAMPAGNOLO RECORD TRACK GROUP

1033

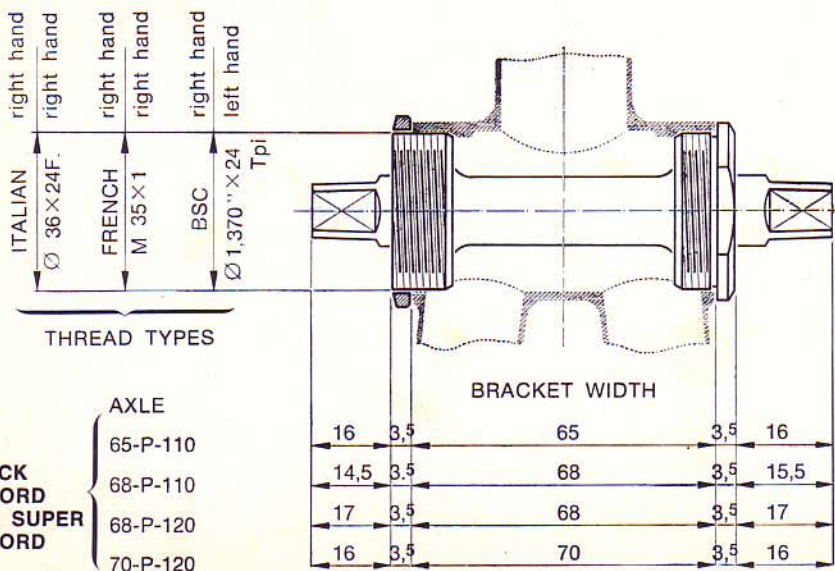
- 1050 Record track chainwheel set with track bottom bracket
- 1046 Record bottom bracket set (bracket width 70 mm. and cups threaded $\varnothing 36 \times 24F.$). Upon request is furnished the bracket safety sleeve ref. 2110-2110/1. See page 81
- 1051 Record track chainset (with cranks 170 mm., pedal hole $\varnothing 9/16'' \times 20F.$ and chainring for chain $1/2'' \times 1/8'' [3 \text{ mm.}]$). Specify the number of teeth of the chainring available from



1050

1051

1046



Details of bracket number:

- The first number indicates the bracket width
- P indicates track
- SS indicates road
- C indicates cross
- Number 110 or 120 indicates the suggested width of the rear hub for a perfect chain alignment (see pages 92-93)

UPON REQUEST WE SUPPLY THE CUPS WITH THREAD INCREASED BY 0,5 mm.

TOTAL AXLE LENGTH

- 104 mm.
- 105 mm.
- 109 mm.
- 109 mm.

TRACK RECORD AND SUPER RECORD

44T to 70T. Upon request are furnished cranks with lengths 165 - 167,5 - 172,5 - 175 - 177,5 and 180 mm.

- 744 Cotterless spindle. See measurements and indicate spindle size
- 745 Fixed cup. Indicate required thread
- 746 Adjustable cup. Indicate required thread
- 747 Lockring with normal 3.5 mm. thickness (available also with 4 mm. and 4.5 mm. thickness)

- 748
- 749
- 756
- 757

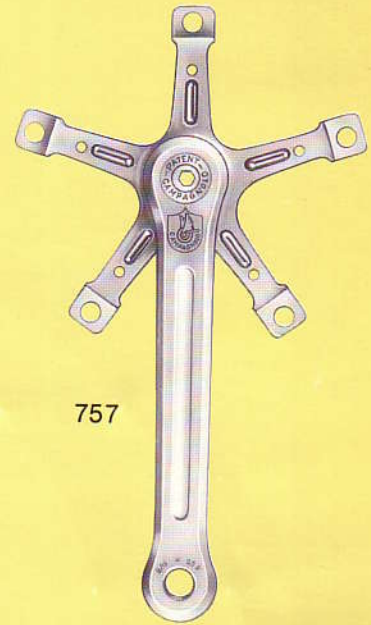
Indicate required thread
 Fixing screw
 Fixing washer
 Crank cover plate
 Track right hand crank (complete with cover 756, 170 mm. long). Upon request furnished in the following sizes: 165 - 167,5 - 172,5 - 175 - 177,5 and 180 mm. long
 Track left hand crank (complete with cover 756, 170 mm. long). Upon request are furnished in

- 758

- 760

- 761
- 762
- 2100

the following sizes: 165 - 167,5 - 172,5 - 175 - 177,5 and 180 mm. long and chainrings for chain 1/2" x 3/32" (2 mm.). Record track chainring for 1/2" x 1/8" (3 mm.) chain. Specify the number of teeth available from 44T to 70T
 Track chainwheel fastening screw
 Track chainwheel fastening nut
 Set (11+11) special b/b \varnothing 1/4" balls selected with 1/1000 of mm. tolerance



PARTICULAR COMPONENTS OF CAMPAGNOLO RECORD TRACK GROUP

1033

- | | |
|--|---|
| <p>1040 Record track head set thread \varnothing 25,4 x 24F.). Upon request furnished with thread \varnothing 25 x 1 M. or \varnothing 1" x 24 Tpi-BSC</p> <p>1044 Seat pin. Specify diameter stem: 25 - 25,8 - 26 - 26,2 - 26,4 - 26,6 - 26,8 - 27 - 27,2 - 27,4 mm. and if length stem in 130 mm. normal or in 180 mm. long</p> <p>1053 Set track front and rear fork ends</p> <p>681 Locking nut (specify type of threading)</p> <p>682 Locking washer</p> <p>687 Track screwed race (specify type of threading)</p> | <p>688 Track top head race (0,5 mm. larger gauge available)</p> <p>689 Track bottom head race (0,5 mm. larger gauge available)</p> <p>690 Track crown race (smaller diameter available)</p> <p>698 Front bracket</p> <p>699 Rear bracket</p> <p>700 Bolt nut</p> <p>701 Left hand side support</p> <p>702 Right hand side support</p> <p>703 Fixing and adjusting bolt</p> <p>2102 Set (25+25) special b/b \varnothing 5/32" balls selected with 1/1000 of mm. tolerance</p> |
|--|---|

1040



1044



1053



701

702

700

GRAN SPORT GROUP

pages 54-55

NUOVO GRAN SPORT GEAR - FRONT CHANGERS
WITH ALTERNATIVE GRAN SPORT CONTROL LEVERS

pages 56-57-58-59-60

NUOVO TIPO HUBS

page 61

ROAD SPORT CHAINWHEEL SET AND
BOTTOM BRACKET SET


pages 62-63

SPORT HEAD SET - FORK ENDS

page 64

2240 CAMPAGNOLO GRAN SPORT GROUP


(Particular components of this group are illustrated from page 56 to page 64)



3500



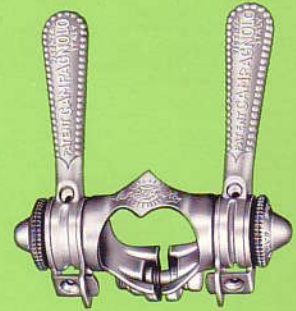
2050



1253



- 606 Down tube control gear inner wire (118 cm.)
- 608 Down tube control front changer inner wire (72 cm.)
- 622 Gear stainless steel outer casing (21 cm.)
- 626/A Twin gear cable clip
- 636 Chainstay clip
- 1010 Set Record front and rear fork ends
- 1014/1A Gran Sport twin down tube control lever. See alternatives on pages 58-59



1014/1A



626/A



636

1040/A Sport head set (thread \varnothing 25,4 x 24F.). Upon request are furnished with thread \varnothing 25 x 1M. or \varnothing 1" x 24 Tpi-BSC

1253 Pair Nuovo Tipo large flange quick release hubs (front width 100 mm., rear width 120 mm., flanges with 36 holes, thread \varnothing 35 x 24F.). Upon request furnished with thread \varnothing 34,7 x 1M. or \varnothing 1,370" x 24 Tpi-BSC. See other alternatives on page 61

2050 Front changer. See alternatives on page 60

3320/A Sport road chainset (with cranks 170 mm., pedal hole \varnothing 9/16" x 20F. and fixed couple of chainrings for chain 1/2" x 3/32" [2 mm.]). Specify the number of teeth of the fixed couple of chainrings available as follows: 42/49T - 42/50T - 42/51T - 42/52T - 42/53T. Upon request

furnished cranks with pedal hole M.14 x 1,25

3330/A Sport chainwheel set

3331 Sport bottom bracket set (bracket width 70 mm. and cups threaded \varnothing 36 x 24F.). See alternatives on pages 62-63. Upon request is furnished the bracket safety sleeve ref. 2110 - 2110/1. See page 81


3500 Nuovo Gran Sport gear (without hanger)

3330/A



3320/A

3331



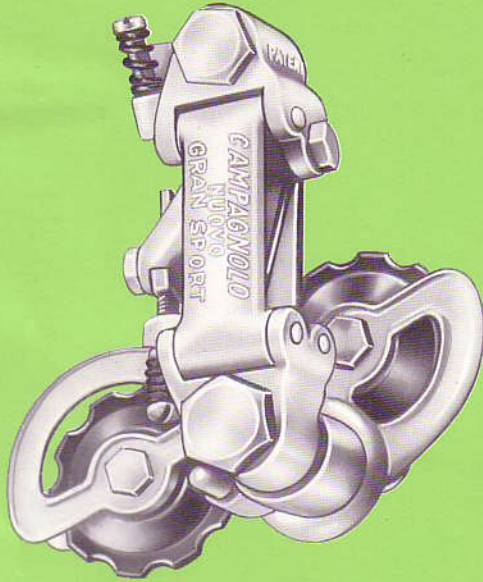
1010



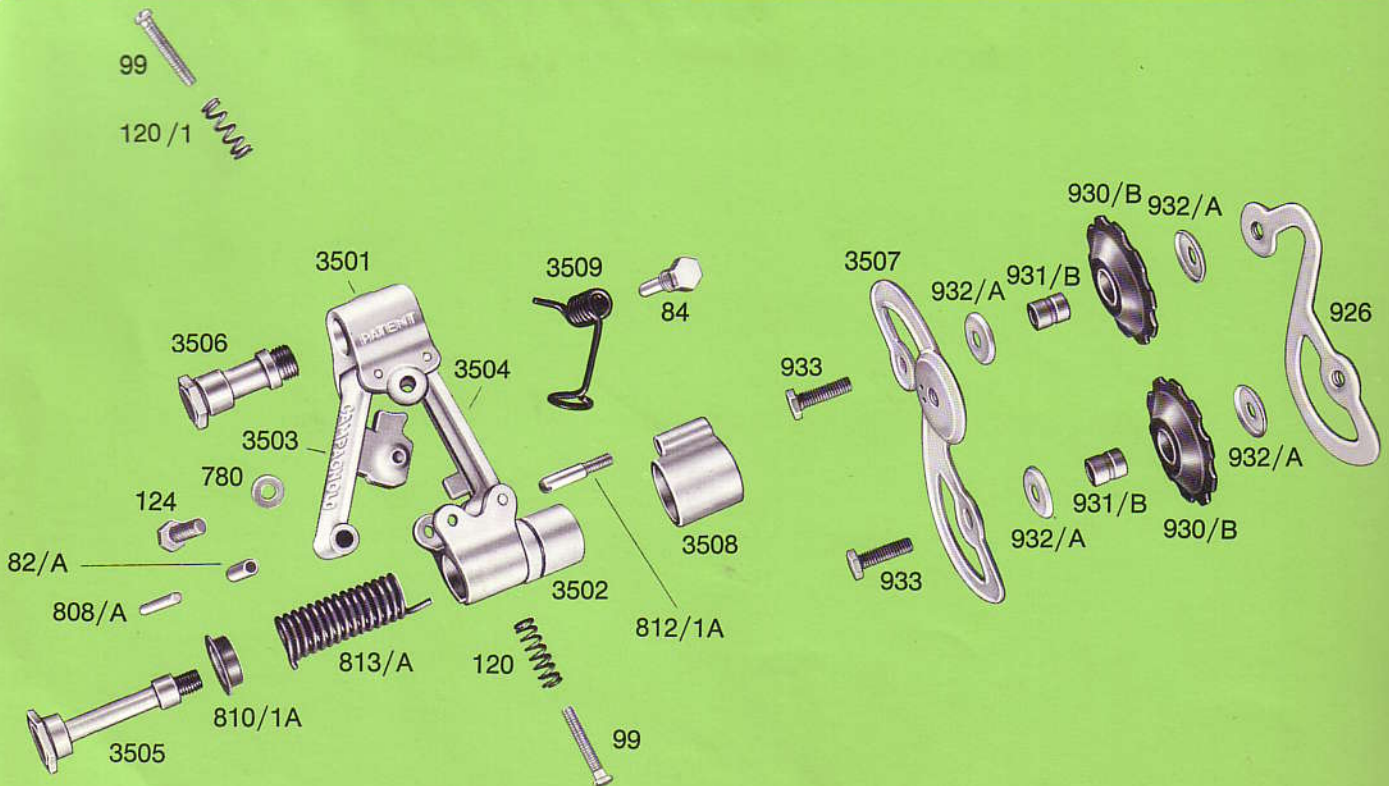
1040/A

PARTICULAR COMPONENTS OF CAMPAGNOLO GRAN SPORT GROUP 2240

3500	Nuovo Gran Sport gear (without hanger)	930/B	Roller
82/A	Body ferrule	931/B	Roller bush
84	Gear return spring screw	932/A	Roller dust cover
99	Gear adjusting screw	933	Roller bolt
120	Lower adjuster spring	3501	Upper body
120/1	Upper adjuster spring	3502	Lower body
124	Fixing screw	3503	Front arm
780	Cable clamp screw washer	3504	Inner arm
808/A	Spindle	3505	Spring cage bolt
810/1A	Lower body bush	3506	Upper pivot bolt
812/1A	Grub screw	3507	Outer cage plate
813/A	Tension spring	3508	Cover
926	Inner cage plate	3509	Gear return spring




3500




**PARTICULAR
COMPONENTS
OF CAMPAGNOLO
GRAN SPORT
GROUP
2240**

- 2050 Front changer
- 89 Clamp washer
- 210 Body clip bolt
- 211 Body fixing clip
- 213 Fork fixing bolt
- 214 Fork cage
- 217 Nut
- 226 Adjusting bolt spring
- 227 Adjusting lever screw
- 780 Cable clamp bolt washer
- 1601 Front changer body
- 1602 Control fork
- 1603 Spindle
- 1604 Front changer return spring
- 1605 Bolt

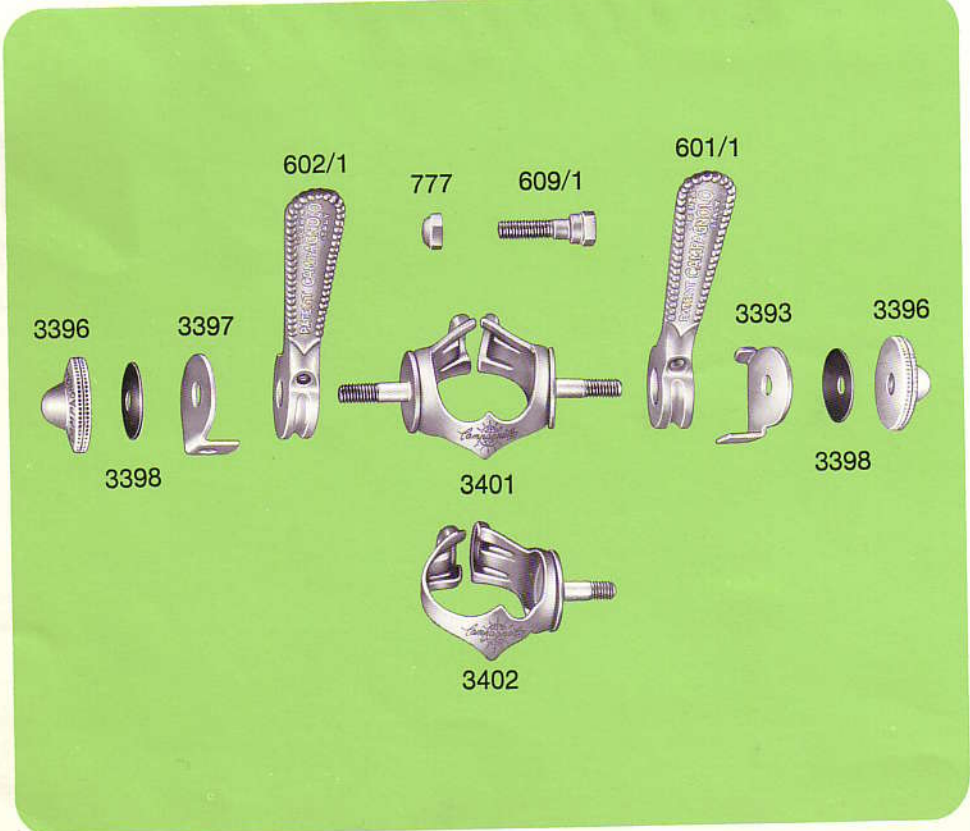

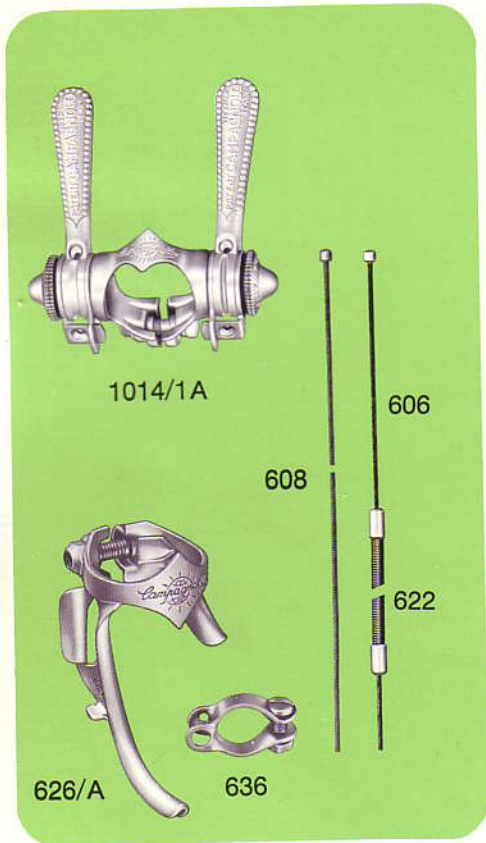


2050



**PARTICULAR
COMPONENTS
OF CAMPAGNOLO
GRAN SPORT
GROUP
2240**

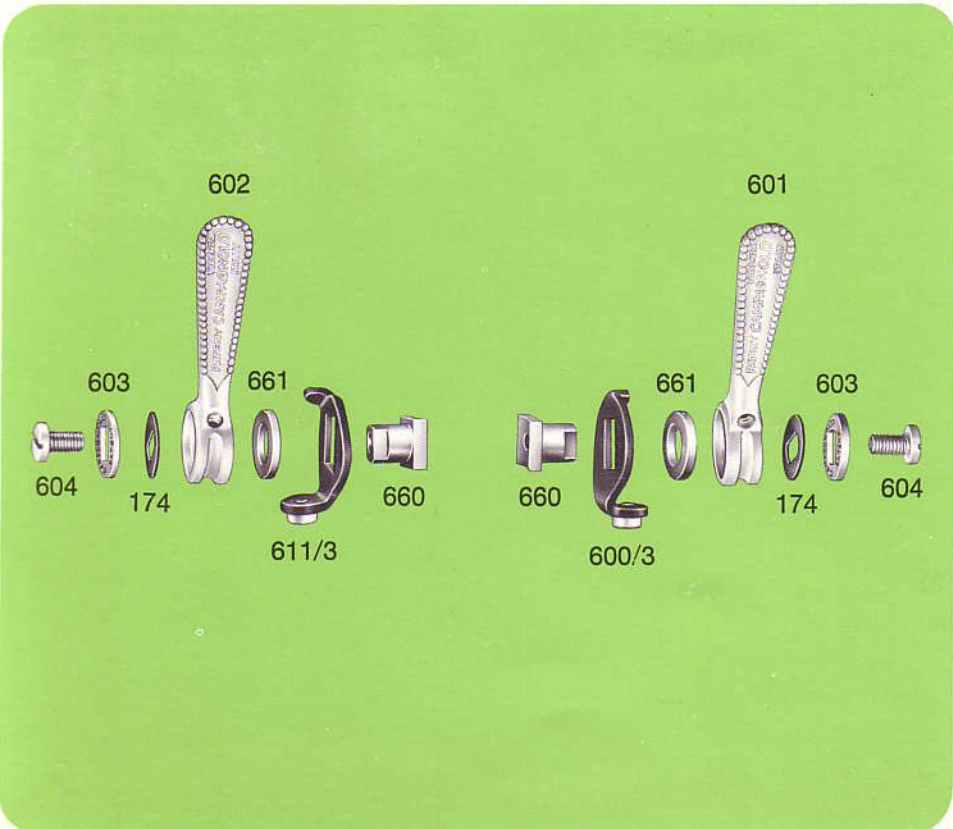
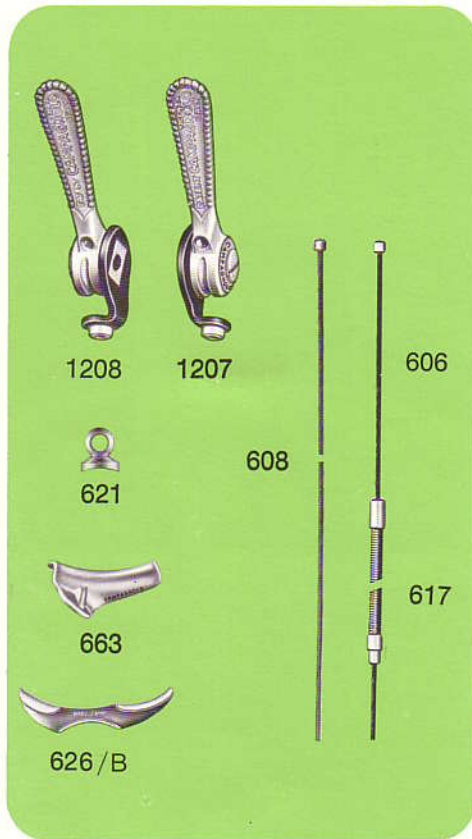
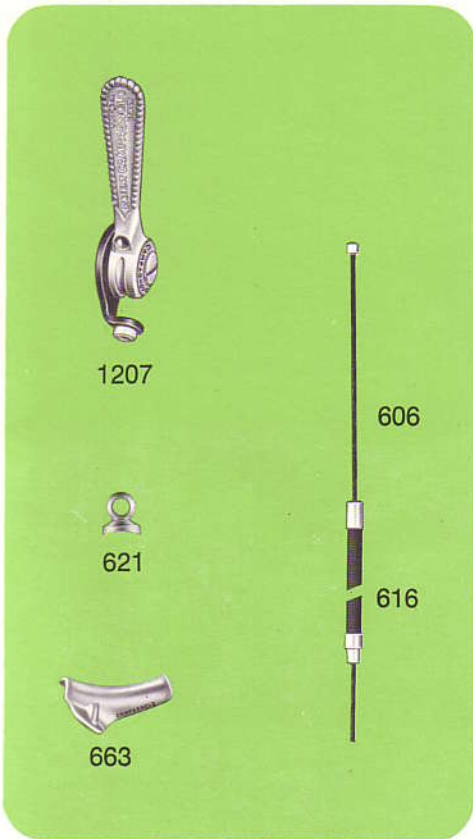
- 1013/1A Right hand Gran Sport down tube control
- 1014/1A Gran Sport twin down tube control lever
- 1207 Braze-on gear control
- 1208 Braze-on front changer control
- 174 Friction plate
- 600/3 Right hand braze-on control lever plate with ferrule
- 601 Right hand control lever only



- 601/1 Right hand control lever only
- 602 Left hand control lever only
- 602/1 Left hand control lever only
- 603 Cover plate
- 604 Friction adjusting screw
- 605 Gear outer casing (105 cm.)
- 606 Down tube control gear inner wire (118 cm.)
- 608 Down tube control front changer inner wire (72 cm.)
- 609/1 Fixing clip bolt

- 611/3 Left hand braze-on control lever plate
- 616 Gear viple outer casing (23 cm.)
- 617 Braze-on gear stainless steel outer casing (21 cm.)
- 621 Braze-on cable stop
- 622 Gear stainless steel outer casing (21 cm.)
- 626/A Twin gear cable clip
- 626/B Braze-on cable ferrule
- 636 Chainstay clip


- 660 Braze-on boss
- 661 Brazed boss collar
- 663 Braze-on ferrule
- 777 Nut
- 3393 Right hand toothed washer
- 3396 Milled nut for Gran Sport lever
- 3397 Left hand toothed washer
- 3398 Elastic washer
- 3401 Gran Sport twin control clip
- 3402 Gran Sport right hand control clip



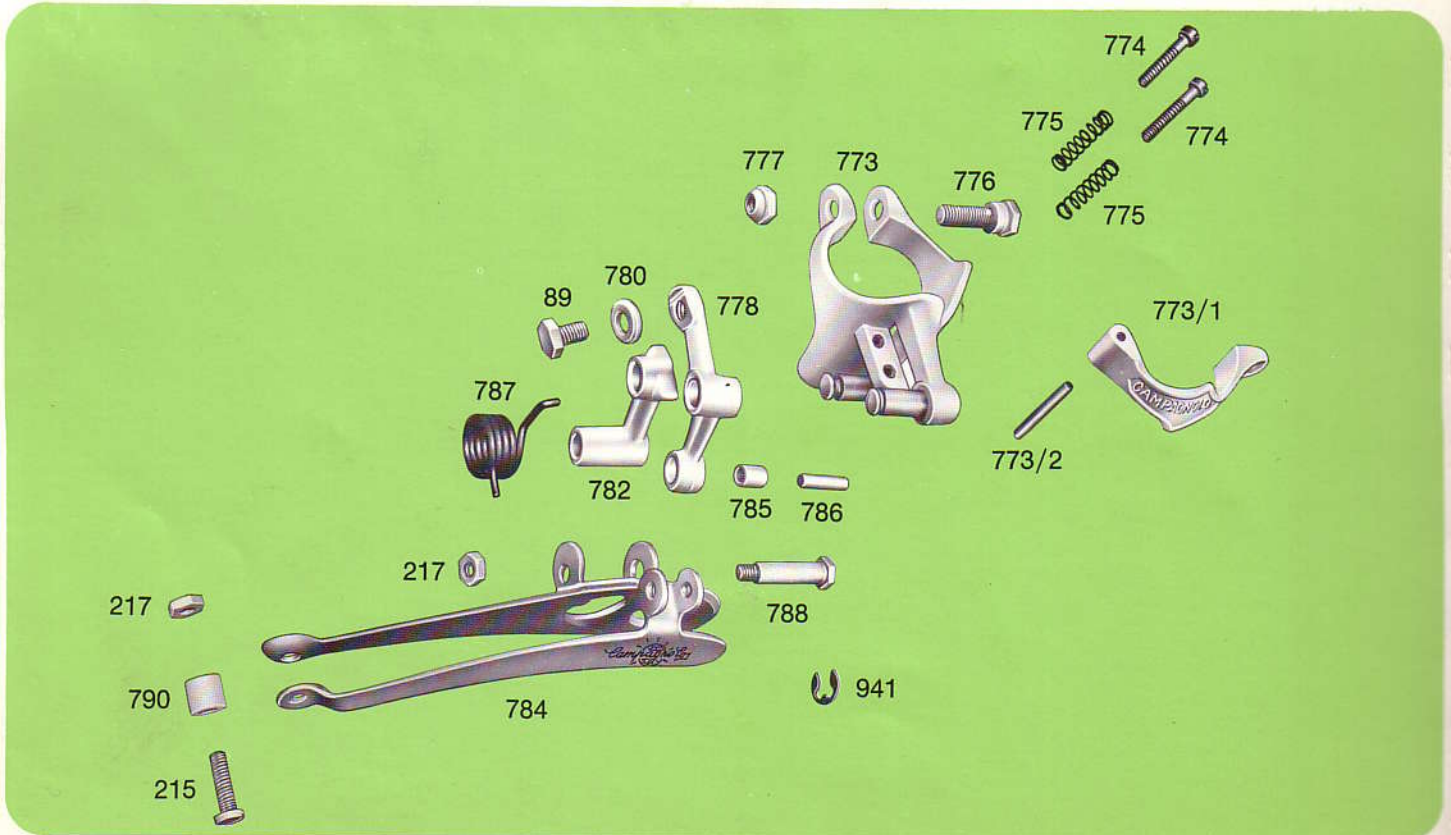
PARTICULAR COMPONENTS OF CAMPAGNOLO GRAN SPORT GROUP 2240

- 1052/1 Record front changer
- 89 Locking screw
- 215 Cage spanner bolt
- 217 Cage spacer bolt nut
- 773 Record front changer body (complete with clip and hinge)
- 773/1 Hinge
- 773/2 Hinge pin
- 774 Adjusting screw
- 775 Adjusting bolt spring
- 776 Clip fixing screw

- 777 Nut
- 778 Upper arm
- 780 Cable clamp bolt washer
- 782 Lower arm
- 784 Front changer cage
- 785 Ferrule for front changer cage
- 786 Spindle for front changer cage
- 787 Front changer return spring
- 788 Cage shank bolt
- 790 Bush
- 941 Circlip



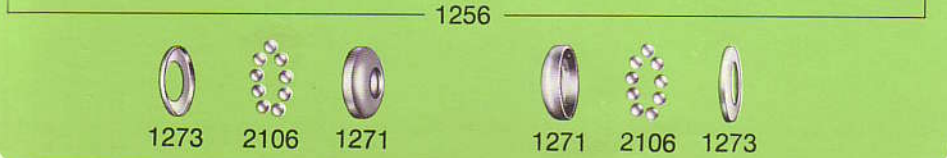



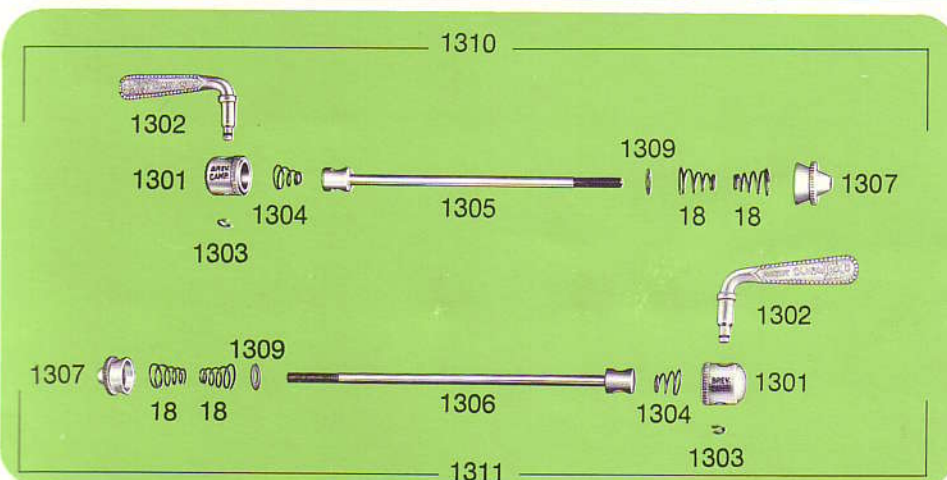


1052/1



PARTICULAR COMPONENTS OF CAMPAGNOLO GRAN SPORT GROUP 2240

- 1251 Pair Nuovo Tipo small flange quick release hubs (front width 100 mm., rear width 120 mm., flanges with 36 holes, thread \varnothing 35 x 24F.). Upon request are furnished with thread \varnothing 34,7 x 1M. or \varnothing 1,370" x 24 Tpi-BSC
- 1264 Nuovo Tipo small flange front hub
- 1265 Nuovo Tipo small flange rear hub

- 1253 Pair Nuovo Tipo large flange quick release hubs (front width 100 mm., rear width 120 mm., flanges with 36 holes, thread \varnothing 35 x 24F.). Upon request are furnished with thread \varnothing 34,7 x 1M. or \varnothing 1,370" x 24 Tpi-BSC
- 1266 Nuovo Tipo large flange front hub
- 1267 Nuovo Tipo large flange rear hub



- 1 Front lock nut
- 18 Conical spring
- 19 Front hollow axle
- 25 Front cone
- 29 Rear hollow axle (127 mm. long). Upon request are furnished spindles 132 and 134 mm. long
- 32 Rear cone
- 35 Front hub lock washer
- 36 Rear hub lock washer
- 46 Rear spacing collar
- 1001/4 Complete front hollow spindle for Nuovo Tipo hub
- 1256 Complete rear hollow spindle for Nuovo Tipo hub
- 1270 Front ball cup
- 1271 Rear ball cup
- 1272 Front dust cover
- 1273 Rear dust cover
- 1283 Rear lock nut
- 1285 Large spacing collar
- 1301 Quick release cap
- 1302 Quick release lever
- 1303 Circlip for lever
- 1304 Conical tension spring
- 1305 Quick release front skewer
- 1306 Quick release rear skewer
- 1307 Knurled adjusting nut
- 1309 Washer for skewer
- 1310 Complete front quick release skewer for Nuovo Tipo hub
- 1311 Complete rear quick release skewer for Nuovo Tipo hub
- 2105 Set (10+10) special \varnothing 3/16" balls selected with 1/1000 of mm. tolerance
- 2106 Set (9+9) special \varnothing 1/4" balls selected with 1/1000 of mm. tolerance

PARTICULAR COMPONENTS OF CAMPAGNOLO GRAN SPORT GROUP 2240

- 3330/A Sport chainwheel set
- 3320/A Sport road chainset (with cranks 170 mm., pedal hole \varnothing 9/16" x 20F. and fixed couple of chainrings for chain 1/2" x 3/32" [2 mm.]). Specify the number of teeth of the fixed couple of chainrings available as follows: 42/49T - 42/50T - 42/51T - 42/52T - 42/53T. Upon request furnished cranks with pedal hole M.14 x 1,25
- 3331 Sport bottom bracket set

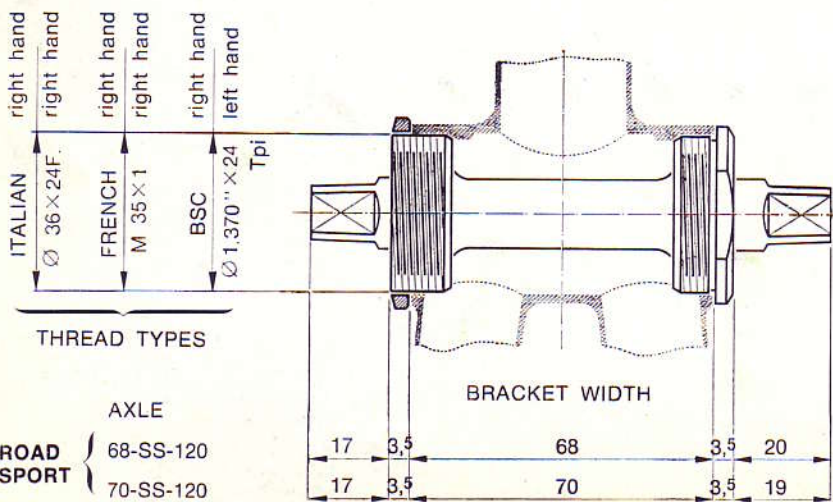
3330/A



3320/A



3331



Details of bracket number:

- The first number indicates the bracket width
- P indicates track
- SS indicates road
- C indicates cross
- Number 110 or 120 indicates the suggested width of the rear hub for a perfect chain alignment (see pages 92-93)

UPON REQUEST WE SUPPLY THE CUPS WITH THREAD INCREASED BY 0,5 mm.

(bracket width 70 mm. and cups threaded \varnothing 36 x 24F.).

Upon request is furnished the bracket safety sleeve ref. 2110 - 2110/1. See page 81

- 745 Fixed cup.
- Indicate required thread
- 746 Adjustable cup.
- Indicate required thread
- 747 Lockring with normal 3,5 mm. thickness (available also with 4 mm. and 4,5 mm. thickness)
- Indicate required thread
- 748 Fixing screw

- 749 Fixing washer
- 756 Crank cover plate
- 2100 Set (11+11) special \varnothing 1/4" balls selected with 1/1000 of mm. tolerance
- 3321/A Sport left hand crank (complete with cover 756, 170 mm. long, pedal hole \varnothing 9/16" x 20F.). Upon request are furnished cranks with pedal hole M.14 x 1,25
- 3322/A Sport right hand crank (complete with cover 756, 170 mm. long, pedal hole

\varnothing 9/16" x 20F.). Upon request are furnished cranks with pedal hole M.14 x 1,25

- 3325 Sport chainwheel fastening screw
- 3327 Sport double chainrings for 1/2" x 3/32" (2 mm.) chain. Please specify the number of teeth of the fixed double chainrings 42/49 - 52/50 - 42/51 - 42/52 - 42/53
- 3329 Collar nut for 3325
- 3332 Sport cotterless spindle. See measurements and indicate spindle size



756



3329



3325



3321/A



3327



3322/A



748



749



747



746



3332



745



749



748

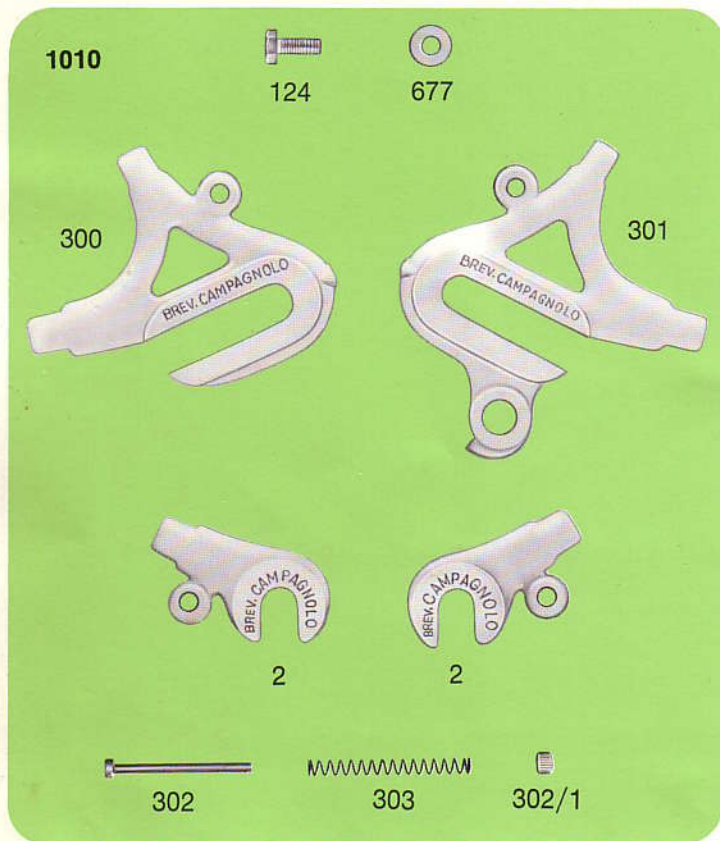


2100

PARTICULAR COMPONENTS OF CAMPAGNOLO GRAN SPORT GROUP 2240

- 1010 Set Record front and rear fork ends
- 1040/A Sport head set (thread \varnothing 25,4 x 24F.). Upon request furnished with thread \varnothing 25 x 1M. or \varnothing 1" x 24 Tpi-BSC
- 2 Record right and left front fork ends
- 124 Fixing screw
- 300 Record left hand rear end
- 301 Record right hand rear end
- 302 Adjusting bolt
- 302/1 Nut for bolt 302
- 303 Adjusting bolt spring
- 677 Toe clip washer

- 681 Locking nut (specify type of threading)
- 682 Locking washer
- 687/A Sport screwed race (specify type of threading)
- 688/A Sport top head race (0,5 mm. larger gauge available)
- 689/A Sport bottom head race (0,5 mm. larger gauge available)
- 690/A Sport crown race (smaller diameter available)
- 2102 Set (25+25) special \varnothing 5/32" balls selected with 1/1000 of mm. tolerance



VALENTINO EXTRA GROUP

page 66


VALENTINO EXTRA GEAR - FRONT CHANGER
WITH ALTERNATIVE VALENTINO CONTROL LEVERS

pages 67-68-69-70

VALENTINO EXTRA GROUP

(Particular components of this group are illustrated from page 67 to page 70)

- 606 Down tube control gear inner wire (118 cm.)
- 608 Down tube control front changer inner wire (72 cm.)
- 1206 Valentino twin control lever
- 2050 Front changer
- 2170 Valentino Extra gear with hanger



2170



2050




1206

608

606

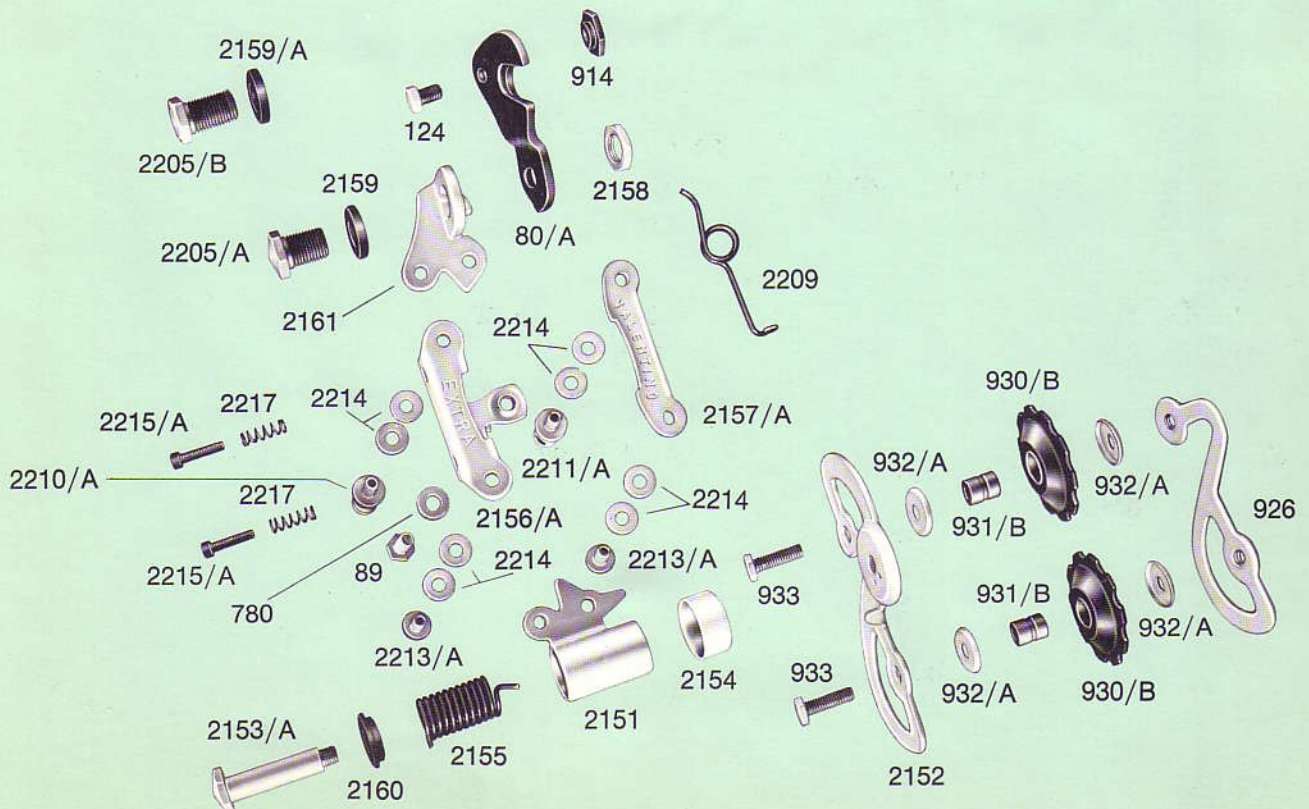


PARTICULAR COMPONENTS OF VALENTINO EXTRA GROUP



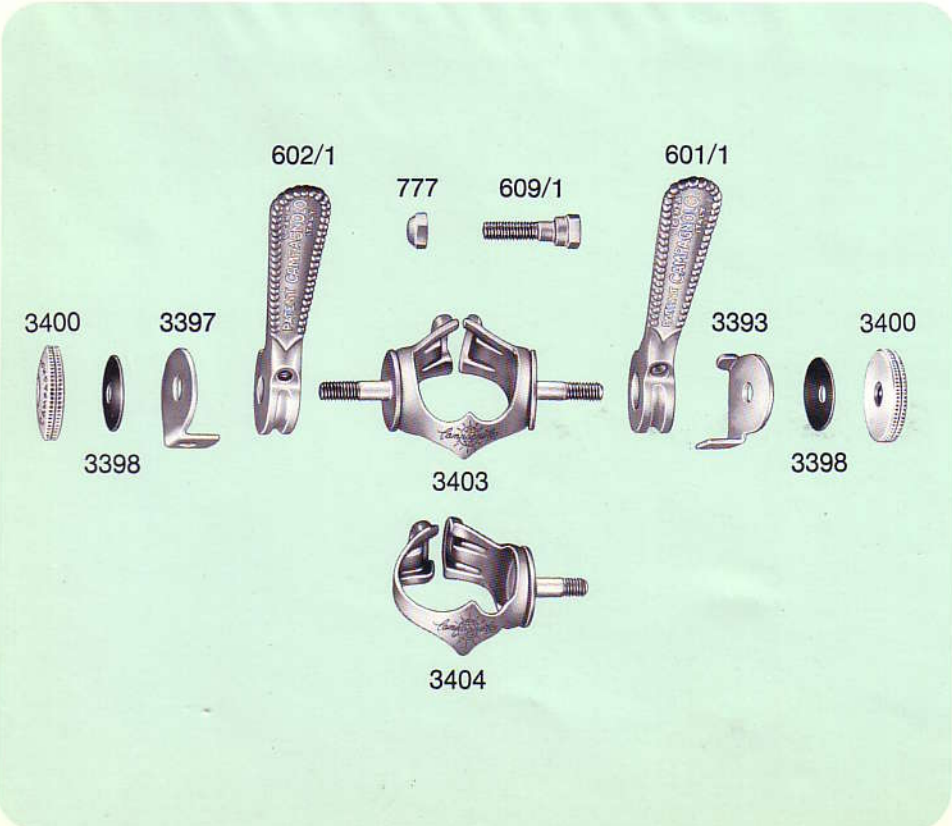
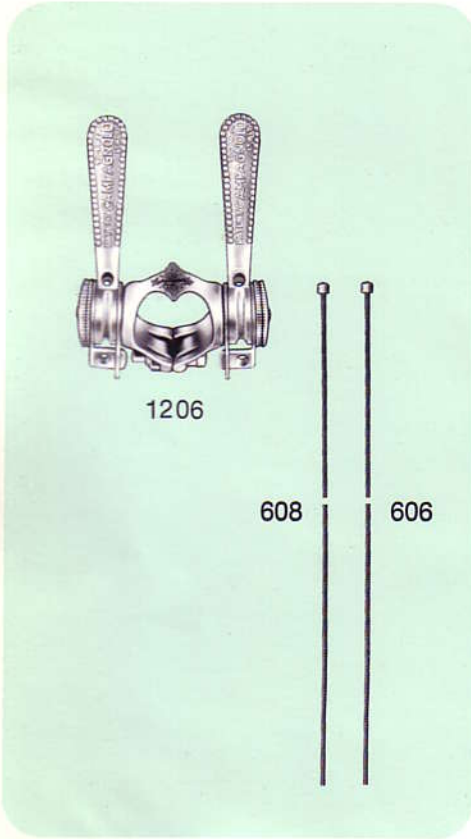
2170

- 2170 Valentino Extra gear with hanger
- 80/A Gear fixing plate
- 89 Locking screw
- 124 Fixing screw
- 780 Cable clamp bolt washer
- 914 Clamp nut
- 926 Inner cage plate
- 930/B Roller
- 931/B Roller bush
- 932/A Roller dust cover
- 933 Roller bolt
- 2151 Spring cage
- 2152 Outer cage plate
- 2153/A Spring cage bolt
- 2154 Cover
- 2155 Gear tension spring
- 2156/A Front arm
- 2157/A Inner arm
- 2158 Gear fixing lock nut
- 2159 Gear hanger bolt
- 2159/A Nylon washer (for gear fixing plate to Record and Sport fork end)
- 2160 Spring cage bush
- 2161 Upper body
- 2205/A Fixing pivot bolt
- 2205/B Upper body bolt (for gear fixing plate to Record fork end)
- 2209 Gear return spring
- 2210/A Return spring spindle
- 2211/A Spindle
- 2213/A Arm rivets
- 2214 Spring washer
- 2215/A Gear adjusting screw
- 2217 Adjusting bolt spring



PARTICULAR COMPONENTS OF VALENTINO EXTRA GROUP

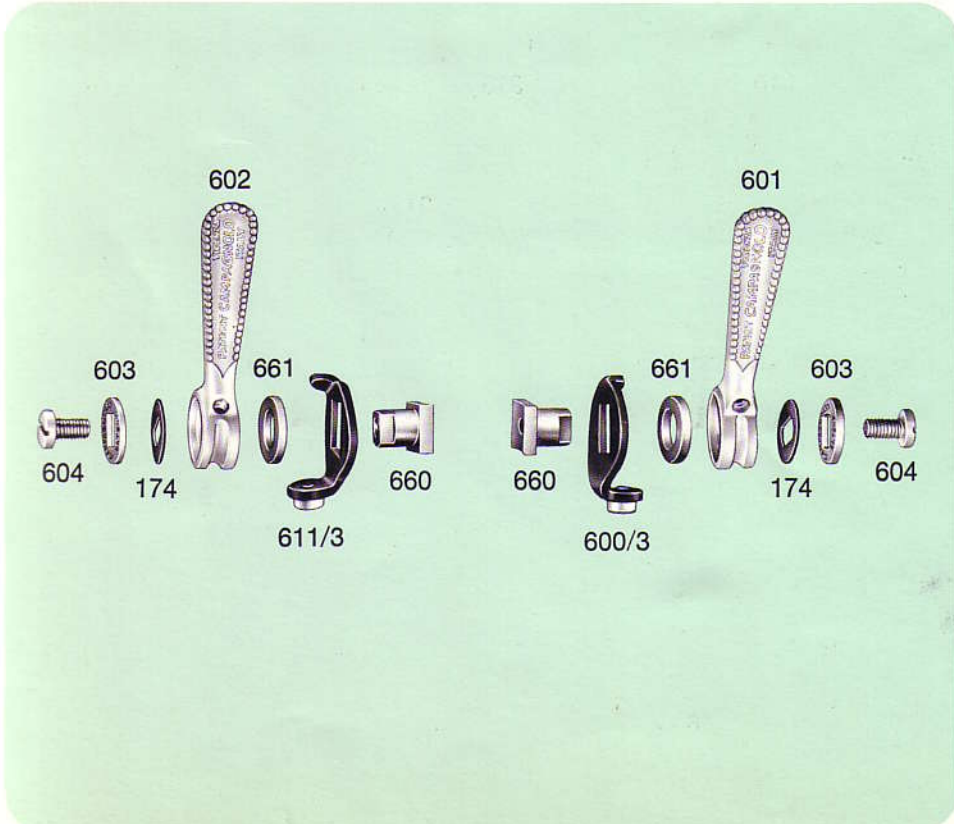
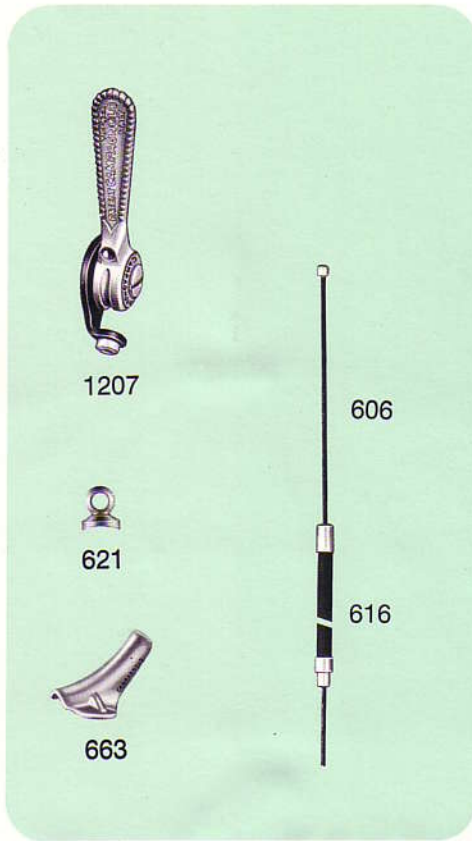
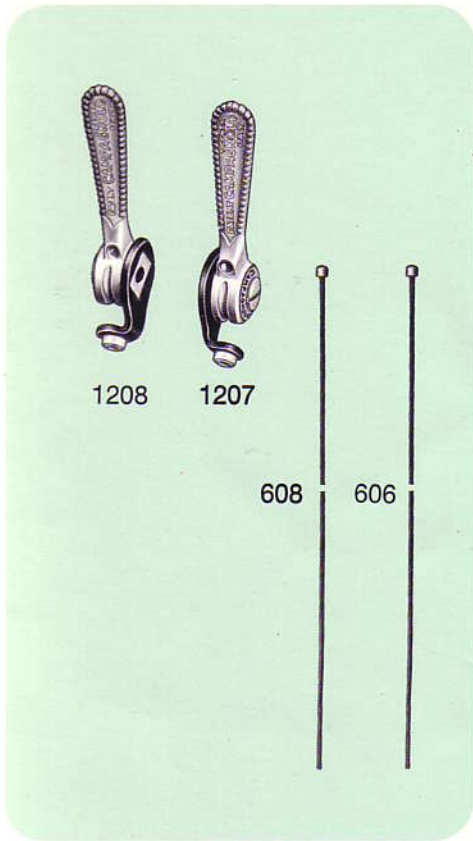
- 1204 Valentino right hand down tube control lever
- 1206 Valentino twin control lever
- 1207 Braze-on gear control
- 1208 Braze-on front changer control
- 174 Friction plate
- 600/3 Right hand braze-on control lever plate with ferrule



- 601 Right hand control lever only
- 601/1 Right hand control lever only
- 602 Left hand control lever only
- 602/1 Left hand control lever only
- 603 Cover plate
- 604 Friction adjusting screw
- 605 Gear outer casing (105 cm.)
- 606 Down tube control gear inner wire (118 cm.)

- 608 Down tube control front changer inner wire (72 cm.)
- 609/1 Fixing clip bolt
- 611/3 Left hand braze-on control lever plate
- 616 Gear vipla outer casing (23 cm.)
- 621 Braze-on cable stop
- 660 Braze-on boss
- 661 Brazed boss collar

- 663 Braze-on cable ferrule
- 777 Nut
- 3393 Right hand toothed washer
- 3397 Left hand toothed washer
- 3398 Elastic washer
- 3400 Toothed nut for Valentino lever
- 3403 Valentino twin control lever clip
- 3404 Valentino right hand lever clip




PARTICULAR COMPONENTS OF VALENTINO EXTRA GROUP

- 2050 Front changer
- 89 Clamp washer
- 210 Body clip bolt
- 211 Body fixing clip
- 213 Fork fixing bolt
- 214 Fork cage
- 217 Nut
- 226 Adjusting bolt spring
- 227 Adjusting lever screw
- 780 Cable clamp bolt washer
- 1601 Front changer body
- 1602 Control fork
- 1603 Spindle
- 1604 Front changer return spring
- 1605 Bolt



2050



RECORD CHAINWHEEL SETS WITH BOTTOM
BRACKET SET FOR TRIPLE CHAINRING

pages 72-73-74-75

RECORD CHAINWHEEL SET WITH BOTTOM
BRACKET SET FOR CYCLOCROSS

pages 76-77


RALLY GEAR FOR LARGE RATIOS

page 78

1048/3 CAMPAGNOLO SPECIAL RECORD CHAINWHEEL SET WITH BOTTOM BRACKET SET FOR TRIPLE CHAINRING

- 1046 Record bottom bracket set (with spindle 65-P-110 and cups threaded $\varnothing 36 \times 24F.$). Upon request is furnished the bracket safety sleeve ref. 2110 - 2110/1. See page 81
- 1049/3 Record road chainset for normal triple chainring (with cranks 170 mm., pedal hole $\varnothing 9/16'' \times 20F.$ and chainrings for chain $1/2'' \times 3/32''$ [2 mm.]). Specify the number of teeth of the 3 chainrings available from 42T to 57T. Upon request

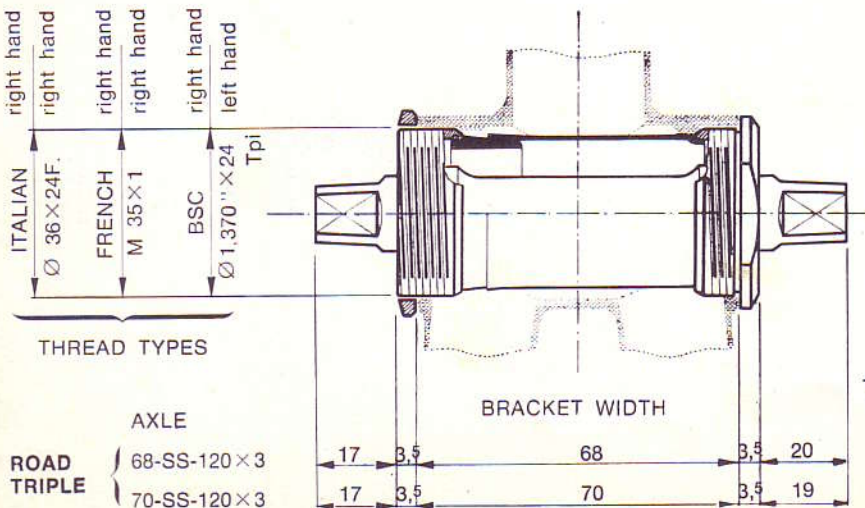
1048/3



1049/3



1046



Details of bracket number:


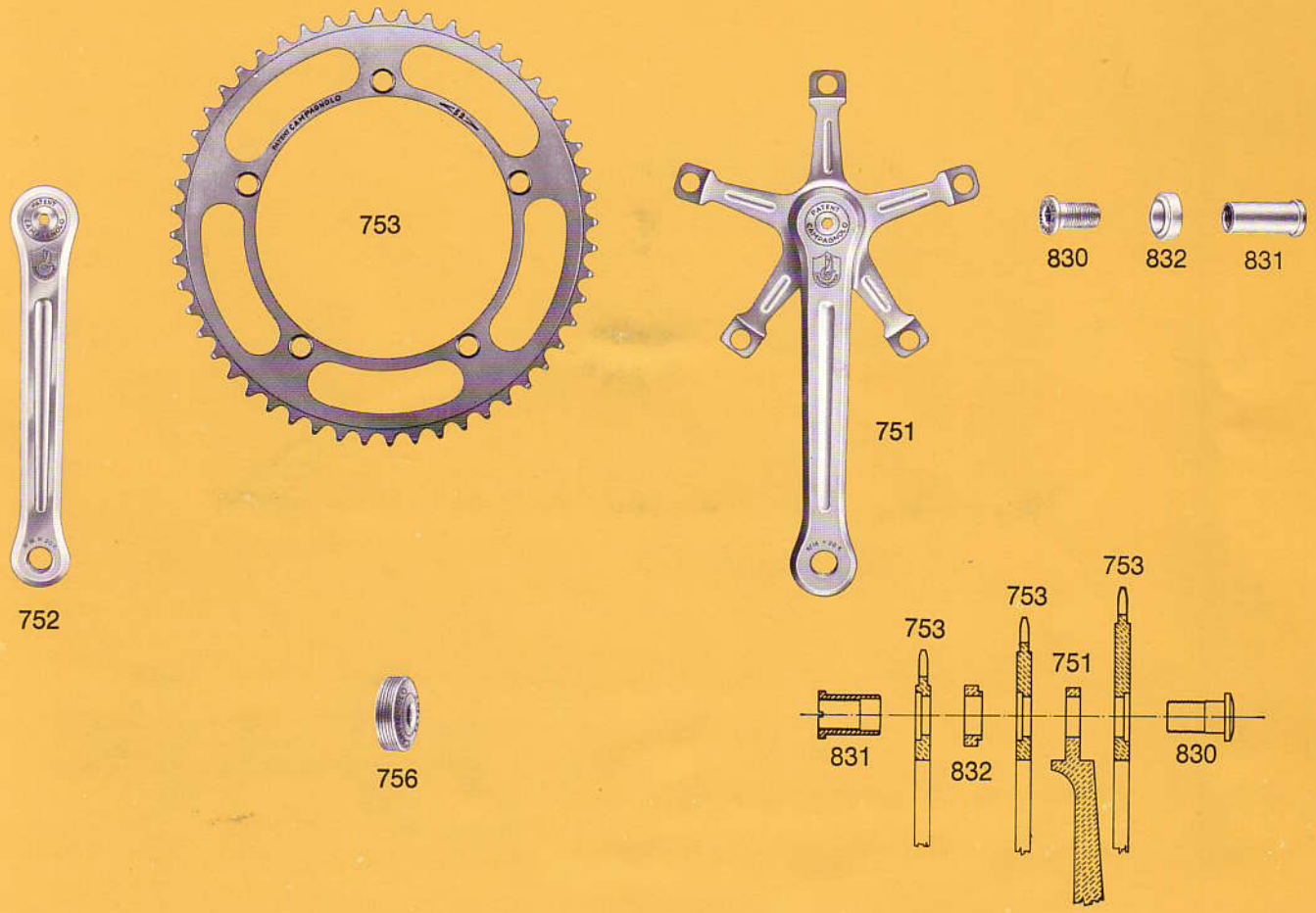
- The first number indicates the bracket width
- P indicates track
- SS indicates road
- C indicates cross
- Number 110 or 120 indicates the suggested width of the rear hub for a perfect chain alignment (see pages 92-93)

UPON REQUEST WE SUPPLY THE CUPS WITH THREAD INCREASED BY 0,5 mm.

744/1 furnished cranks with lengths 165 - 167,5 - 172,5 - 175 - 177,5 and 180 mm.
 Triple chainring cotterless spindle. See measurements and indicate spindle size
 745 Fixed cup.
 Indicate required thread
 746 Adjustable cup.
 Indicate required thread
 747 Lockring with normal 3,5 mm. thickness (available also with 4 mm. and 4,5 mm. thickness)
 Indicate required thread

748 Fixing screw
 749 Fixing washer
 751 Right hand road crank (complete with cover 756, 170 mm. long). Upon request are furnished the following sizes: 165 - 167,5 - 172,5 - 175 - 177,5 and 180 mm. long
 752 Left hand road crank complete with cover 756, 170 mm. long). Upon request are furnished the following sizes: 165 - 167,5 - 172,5 - 175 - 177,5 and 180 mm. long


753 Road chainring for 1/2" x 3/32" (2 mm). chain. Specify the number of teeth available from 42T to 57T
 756 Crank cover plate
 830 Triple chainring and cyclocross fixing bolt
 831 Nut for bolt 830
 832 Triple chainring and cyclocross spacer
 2100 Set (11+11) special \varnothing 1/4" balls selected with 1/1000 of mm. tolerance



1048/5 CAMPAGNOLO RECORD CHAINWHEEL SET WITH BOTTOM BRACKET SET FOR TRIPLE CHAINRING

- 1046 Record bottom bracket set (with spindle 65-P-110 and cups threaded $\varnothing 36 \times 24F.$). Upon request is furnished the bracket safety sleeve ref. 2110 - 2110/1. See page 81
- 1049/5 Triple Record chainset (with cranks 170 mm., pedal hole $\varnothing 9/16'' \times 20F.$ and chainrings for chain $1/2'' \times 3/32''$ (2 mm). with small ring in 36T only. Specify the number of the other two chainrings available from 42T to 57T

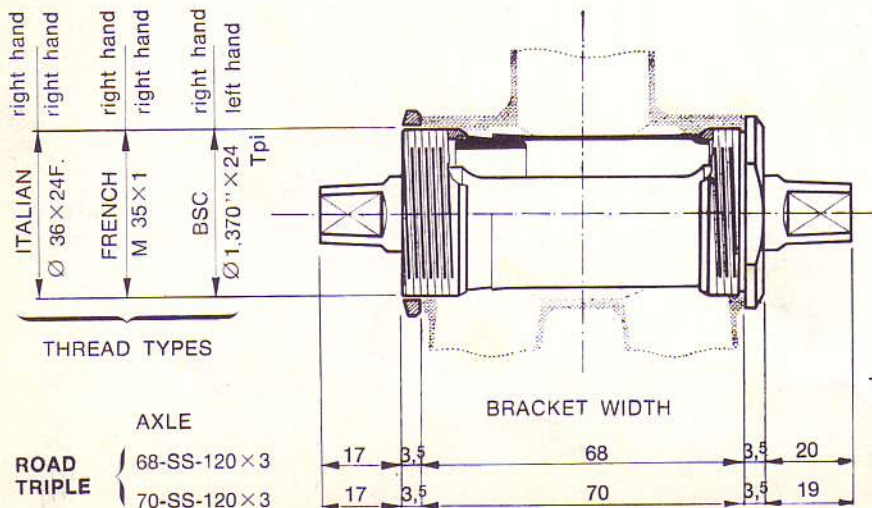
1048/5



1049/5



1046



Details of bracket number:


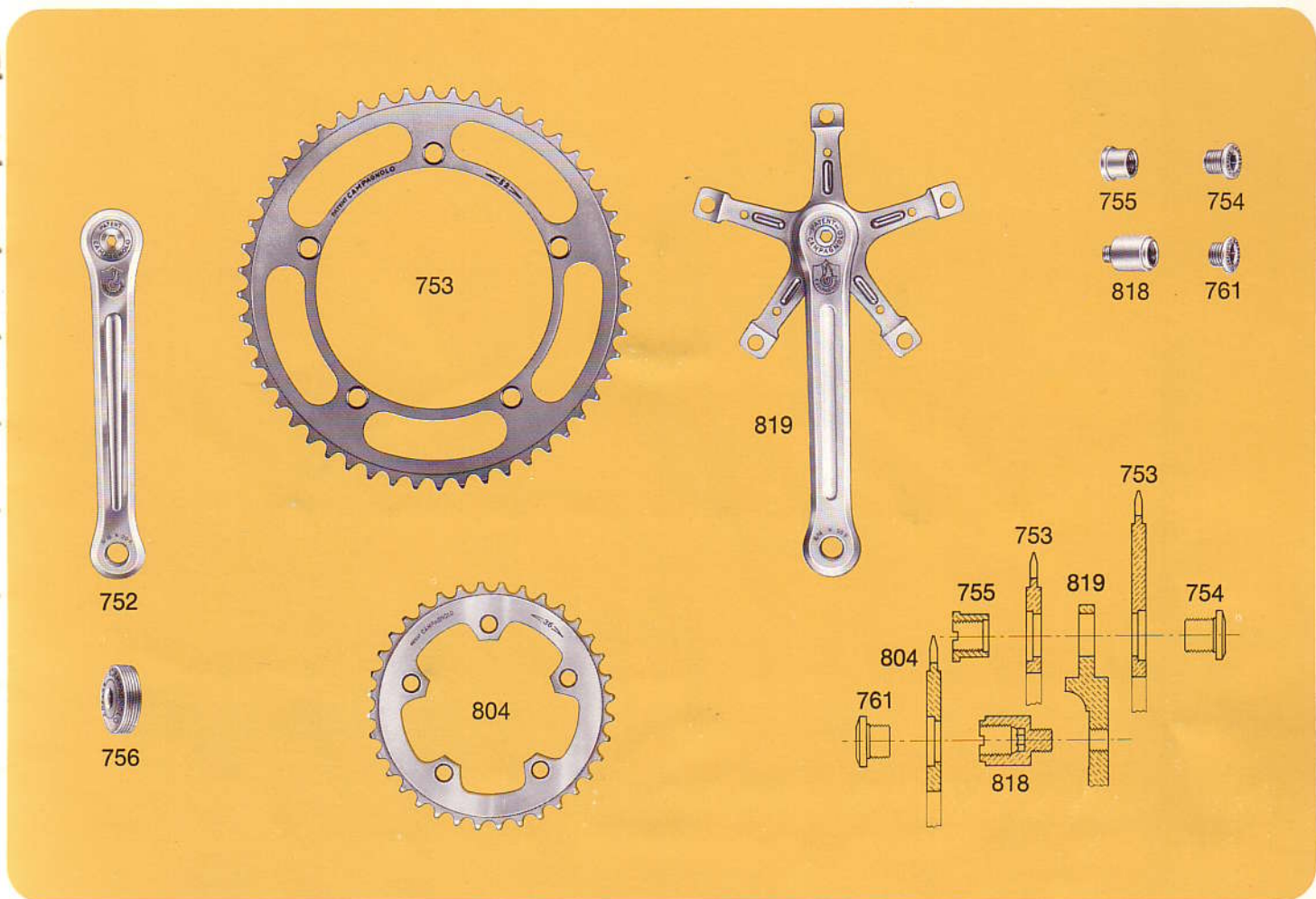
- The first number indicates the bracket width
- P indicates track
- SS indicates road
- C indicates cross
- Number 110 or 120 indicates the suggested width of the rear hub for a perfect chain alignment (see pages 92-93)

UPON REQUEST WE SUPPLY THE CUPS WITH THREAD INCREASED BY 0,5 mm.

- 744/1 Triple chainring cotterless spindle. See measurements and indicate spindle size
- 745 Fixed cup. Indicate required thread
- 746 Adjustable cup. Indicate required thread
- 747 Lockring with normal 3,5 mm. thickness (available also with 4 mm. and 4,5 mm. thickness) Indicate required thread

- 748 Fixing screw
- 749 Fixing washer
- 752 Road left hand crank (complete with cover 756, 170 mm. long)
- 753 Road chainring for 1/2" x 3/32" (2 mm.) chain. Specify the number of teeth available from 42T to 57T
- 754 Road chainwheel fastening screw
- 755 Road chainwheel fastening nut
- 756 Crank cover plate

- 761 Track chainwheel fastening screw
- 804 Chainring for 1/2" x 3/32" (2 mm.) chain with fixed 36 teeth
- 818 Triple chainring spacer
- 819 Right crank for special triple chainring (complete with cover plate 756 - 170 mm. long)
- 2100 Set (11+11) special \varnothing 1/4" balls selected with 1/1000 of mm. tolerance




1048/4 CAMPAGNOLO RECORD CHAINWHEEL SET WITH BOTTOM BRACKET SET FOR CYCLOCROSS

- 1046 Record bottom bracket set (with spindle 65-P-110 and cups threaded $\varnothing 36 \times 24F.$): Upon request is furnished the bracket safety sleeve ref. 2110 - 2110/1. See page 81
- 1049/4 Cyclocross Record chainset (with cranks 170 mm., pedal hole $\varnothing 9/16'' \times 20F.$ and chainring for chain $1/2'' \times 3/32''$ [2 mm.]). Specify the number of teeth of the chainrings

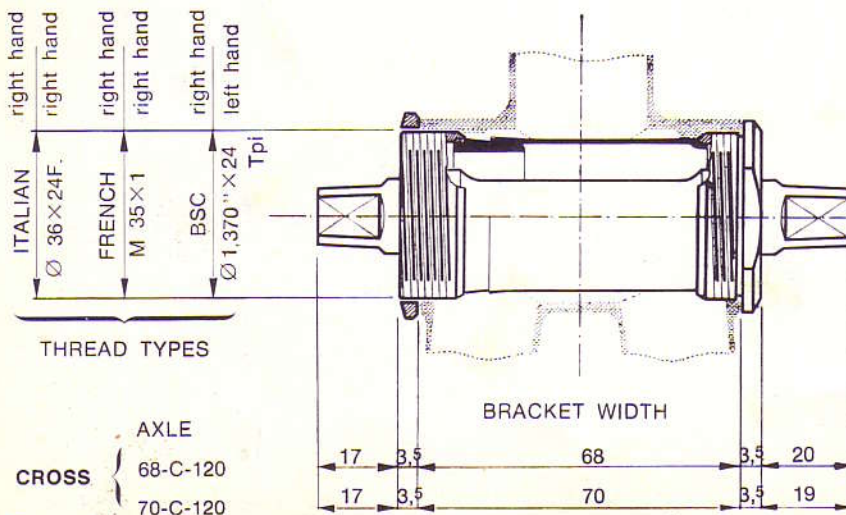
- 744/2 available from 42T to 57T. Upon request furnished cranks with lengths 165 - 167.5 - 172.5 - 175 - 177.5 and 180 mm. Cyclocross cotterless spindle. See measurements and indicate spindle size
- 745 Fixed cup.
- 746 Adjustable cup.
- 747 Indicate required thread Lockring with normal 3,5 mm.

1048/4



1049/4

1046



Details of bracket number:


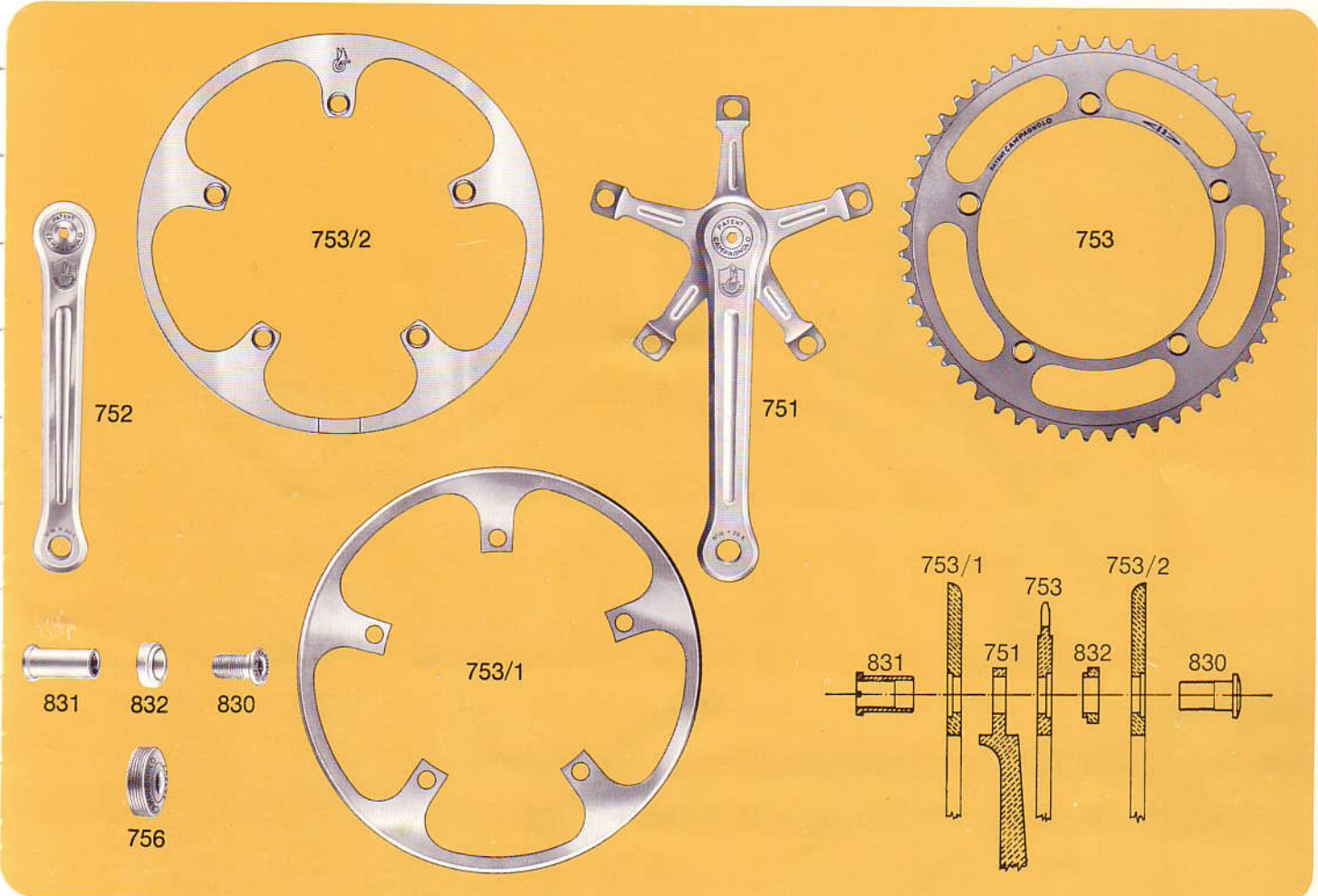
- The first number indicates the bracket width
- P indicates track
- SS indicates road
- C indicates cross
- Number 110 or 120 indicates the suggested width of the rear hub for a perfect chain alignment (see pages 92-93)

UPON REQUEST WE SUPPLY THE CUPS WITH THREAD INCREASED BY 0,5 mm.

thickness (available also with 4 mm. and 4,5 mm. thickness).
 Indicate required thread
 748 Fixing screw
 749 Fixing washer
 751 Right hand road crank (complete with cover 756, 170 mm. long). Upon request furnished in the following sizes: 165 - 167,5 - 172,5 - 175 - 177,5 and 180 mm. long
 752 Left hand road crank (complete with cover 756,

170 mm. long). Upon request furnished in the following sizes: 165 - 167,5 - 172,5 - 175 - 177,5 and 180 mm. long
 753 Road chainring for 1/2" x 3/32" (2 mm.) chain. Specify the number of teeth available from 42T to 57T
 753/1 Cyclocross inner flange. Specify the required diameter. Are furnished with Ø 186 mm. - Ø 198 mm. - Ø 210 mm. and Ø 222 mm.

753/2 Cyclocross outer flange. Specify the required diameter. Are furnished with Ø 186 mm. - Ø 198 mm. - Ø 210 mm. and Ø 222 mm.
 756 Crank cover plate
 830 Triple chainring and cyclocross fixing bolt
 831 Nut for bolt 830
 832 Triple chainring and cyclocross spacer
 2100 Set (11+11) special Ø 1/4" balls selected with 1/1000 of mm. tolerance




3450 CAMPAGNOLO RALLY GEAR FOR LARGE RATIOS

See spares on pages 58-59

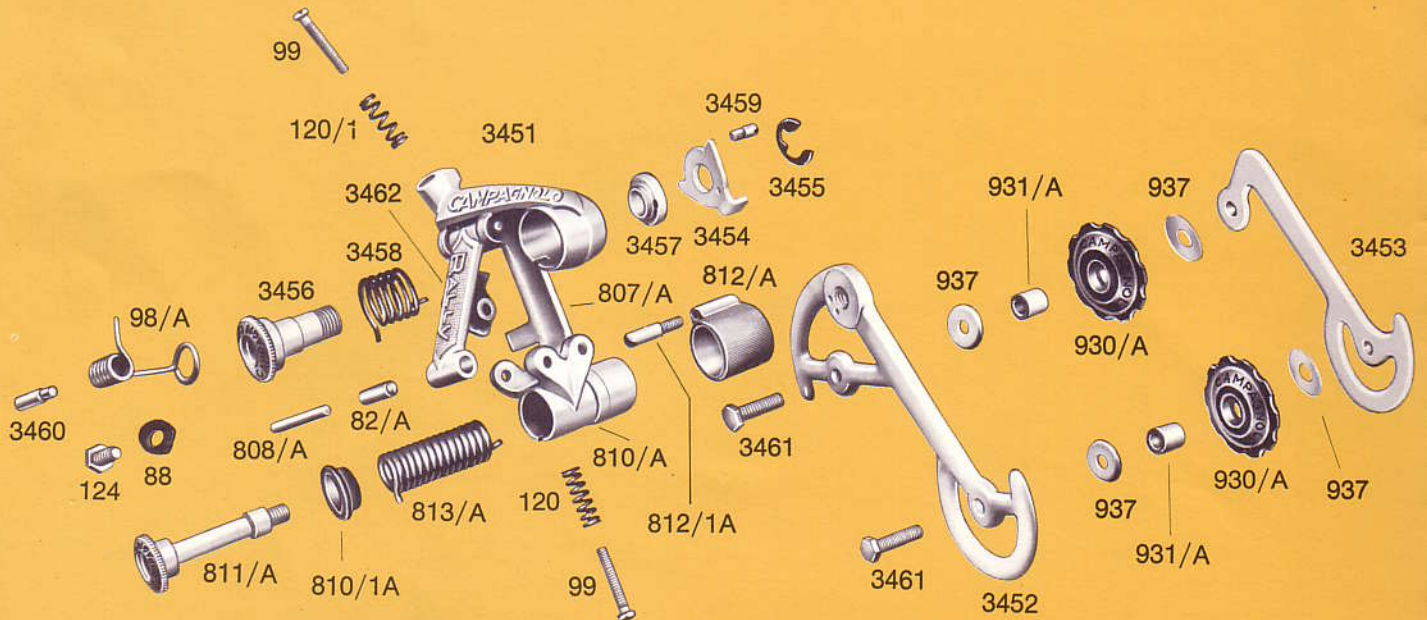
- 82/A Body ferrule
- 88 Clamp washer
- 98/A Gear return spring
- 99 Gear adjusting screw
- 120 Lower adjuster spring
- 120/1 Upper adjuster spring
- 124 Fixing screw
- 807/A Inner arm
- 808/A Spindle
- 810/A Lower body
- 810/1A Lower body bush
- 811/A Gear spring bolt
- 812/A Spring cage cover
- 812/1A Grub screw
- 813/A Tension spring

- 930/A Roller
- 931/A Roller bush
- 937 Roller dust cover
- 3451 Upper body
- 3452 Outer cage plate
- 3453 Inner cage plate
- 3454 Toothed washer
- 3455 Circlip
- 3456 Gear fixing screw
- 3457 Upper body bush
- 3458 Upper body spring
- 3459 Upper body grub
- 3460 Gear return screw
- 3461 Roller fixing screw
- 3462 Front arm

P.S. For the selection of levers see pages 34-45



3450



CLIPS - GEAR HANGERS - FORK ENDS
SPROCKETS - SPECIAL GREASE - SCREWS AND NUTS
FOR SEAT PIN AND SUNDRIES

pages 80-81

CAMPAGNOLO VARIOUS SPARES


- | | | | |
|-------|--|-------|--|
| 55 | Spoke disc (specify if for 4 or 5 sprockets) | 310 | Sport left hand rear end |
| 80/1 | Gear fixing plate | 311 | Sport right hand rear end |
| 80/2 | Fixing plate for Super Record, Nuovo Record and Nuovo Gran Sport gears | 312 | Sport right and left hand fork ends |
| 80/A | Fixing plate for Rally and Valentino Extra gears | 609/1 | Fixing clip bolt |
| 124 | Fixing screw | 619 | Outer casing ferrule |
| 125 | Clamp nut | 620 | Spindled ferrule |
| 128/1 | Rear fork end bolt | 629 | Twin handlebar control clip |
| 171 | Clip bolt | 631 | Clip-on-tunnel and stop with pump holder S/T |
| 172 | Nut for bolt 171 | 632 | Pump holder |
| 215 | Cage spanner bolt | 633 | Clip with pump holder for 10-speed handlebar stops |
| 217 | Cage spacer bolt nut | 647 | Adaptor shim when fitting 632 to top tube 25 mm. |



629



631



633



2045



619

620

652



647



649



171

172



648



215

217



632




215

217



2012/2

1010/1



310

311

1060



1061

1062



312

312



1063

1063



128/1







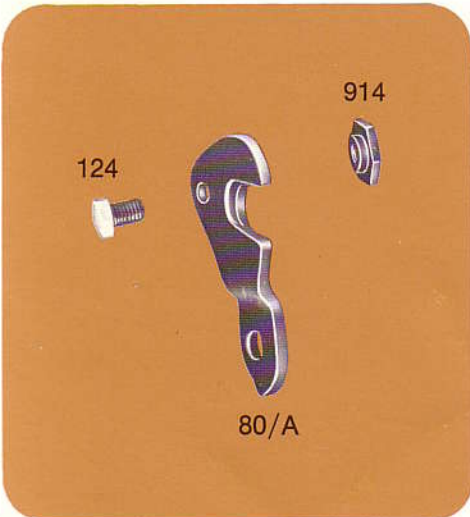


80/1

- 648 Pump. peg holder
- 649 Stainless steel brake cable clip
- 651 Freewheel spacer
(1 - 1,5 - 2 mm. thick)
- 652 Safety cable
- 763 Standard sprocket for 1/2" x 1/8"
(3 mm.) chain (sprockets with
12 - 13 - 14 - 15 - 16 teeth
available). Upon request are
furnished sprockets for chain
1/2" x 3/32" (2 mm.).
- 763/A Superlight sprocket for
1/2" x 1/8" (3 mm.) chain
(sprockets with 12 - 13 - 14 - 15 -
16 teeth available).
Upon request furnished

- sprockets for chain 1/2" x 3/32"
(2 mm.).
- 777 Nut
- 914 Clamp nut
- 1010/1 Set Sport front and rear fork
ends
- 1060 Set Corsa front and rear fork
ends
- 1061 Corsa left hand rear fork ends
- 1062 Corsa right hand rear fork ends
- 1063 Corsa right and left hand fork
ends
- 1070 Screw and nut for fixing seat pin
to frame (Ø 10)
- 1071 Nut for fixing seat pin to frame
(Ø 10)

- 1072 Screw and nut for fixing seat pin
to frame (Ø 8)
- 1073 Nut for fixing seat pin to frame
(Ø 8)
- 1074 Bolt for fixing seat pin to frame
(Ø 8)
- 1075 Bolt for fixing seat pin to frame
Ø (10)
- 2012/2 Rear brake center bolt
- 2045 Brake outer casing ferrule
- 2110 Record sleeve
- 2110/1 Cone for sleeve
- 3385 100 grs. tin special grease
- 3386 500 grs. tin special grease
- 3387 1 kg. tin special grease



TOOL CASES


pages 84-85-86-87-88

SPECIAL TOOLS AND BICYCLE
ASSEMBLING STAND


pages 88-89

3381 CAMPAGNOLO REDUCED TOOL CASE

(USED ONLY FOR THE FITTING OF HEAD SET AND BOTTOM BRACKET SET)



3381




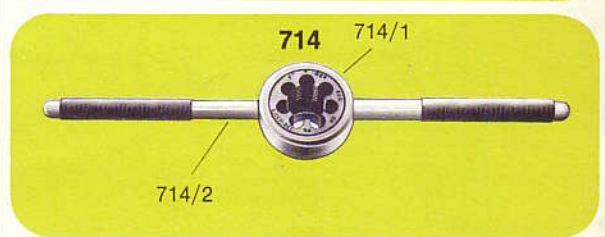
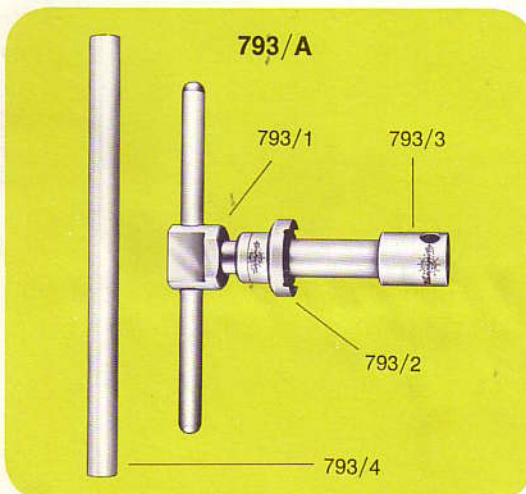
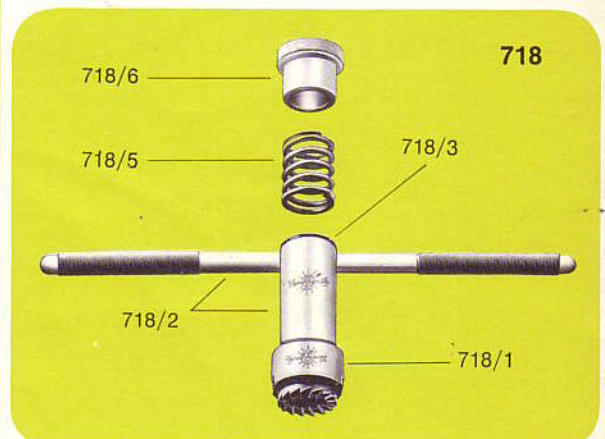



TOOLS CONTAINED IN TOOL CASES 3380 - 3381

P.S. ALL TOOLS MARKED WITH AN ASTERISK (*) ARE THOSE CONTAINED IN THE REDUCED TOOL CASE 3381

- 712 * Bottom bracket locking tool
- 712/1 * Bottom bracket adjusting cup tool
- 712/2 * Spacing spring for 712/1
- 712/3 * Spacing spring for head set tool
- 713 * Bottom bracket fixed cup tool
- 714 * Fork column die (specify size of threading), composed by:

- 714/1 Fork column die (specify size of threading)
- 714/2 Die holder body
- 718 * Crown race cutter, composed by:
- 718/1 * Crown race mill
- 718/2 * Cutter holder with rotation lever
- 718/3 * Guide ring
- 718/5 * Tension spring

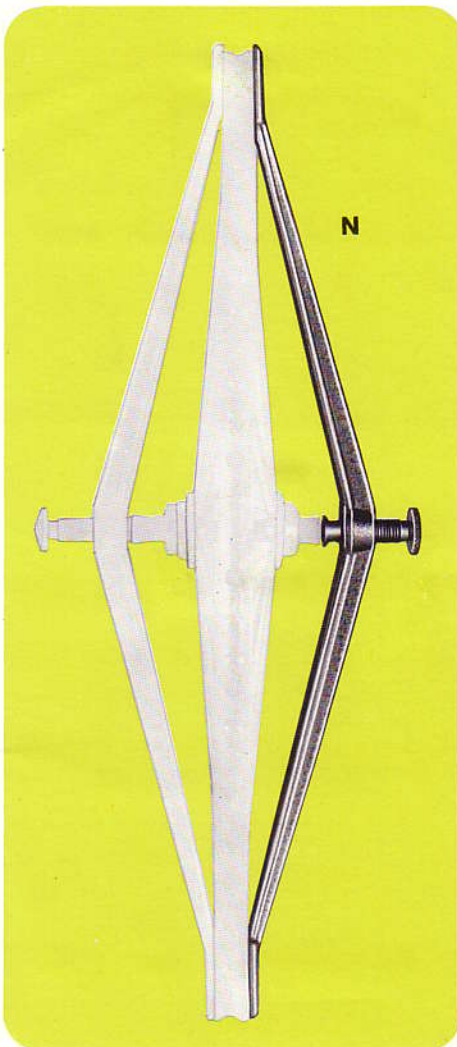
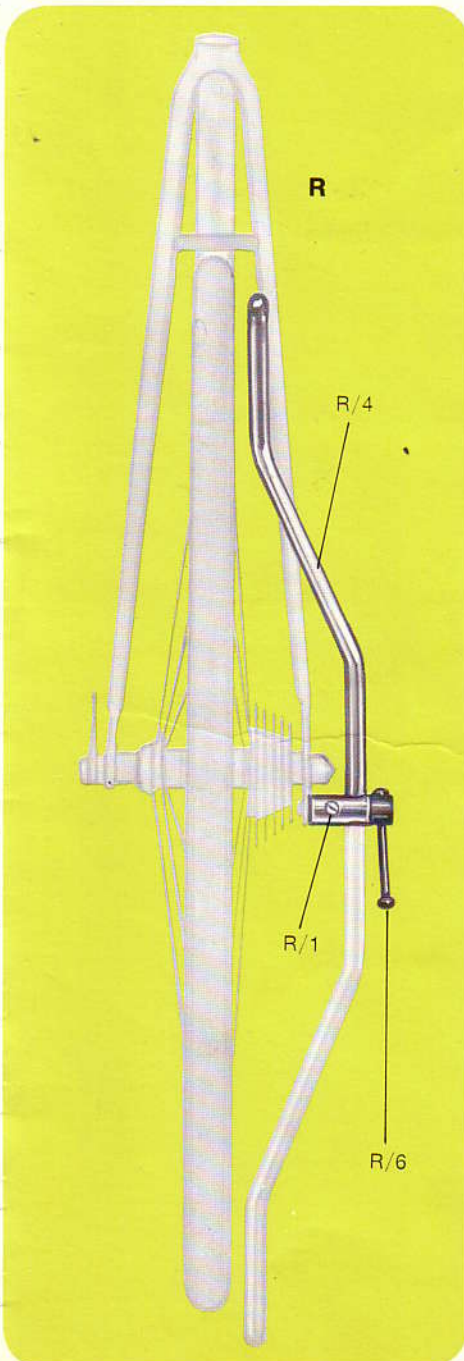
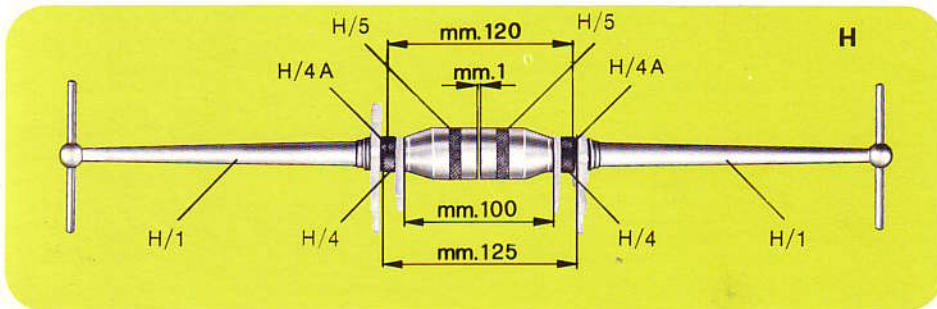
- 718/6 * Threaded locking (specify size of threading)
- 719 Brush
- 721 * Bottom bracket double tap (specify size of threading) composed by:
- 720 * Rotation lever
- 721/1 * Tap body with stem
- 721/2 * Tap body with stem guide hole
- 721/3 * Tap locking nut
- 721/5 * Spare tap (specify size of threading)
- 722 * Headset cup punch
- 723 Headset cup remover
- 725 * Bottom bracket face cutter, composed by:



- 724/1 * Inner threaded guide sleeve for cutter 725 (specify size of threading)
- 724/2 * Outer threaded guide sleeve for cutter 725 (specify size of threading)
- 725/1 * Mill
- 725/2 * Cutter holder stem with rotation lever
- 725/3 * Tension spring
- 725/4 * Washer
- 725/7 * Threaded locking
- 725/8 * Toothed washer
- 729 * Fork crown race remover
- 730 * Set of keys for sleeve 724/1 and 724/2

- 731 Headset jig
- 732 Fork crown jig
- 733 * Head race mill, composed by:
- 725/8 * Toothed washer
- 728 * Sleeve for art. 733
- 733/1 * Head race mill
- 733/3 * Cutter holder with rotation lever
- 733/5 * Washer
- 733/6 * Tension spring
- 733/8 * Lockring stirrup
- 733/14 * Centraliser sleeve
- 767 * « L » shaped chainwheel screw alley key - 5 mm.
- 768 Chainwheel screw peg spanner
- 769 * Cotterless b/b axle spanner
- 770 * Cotterless crank extractor

- 793/A Right hand bottom bracket tool, composed by:
- 793/1 Tool holder body with rotation lever
- 793/2 36 mm. tool
- 793/3 Cutter sleeve
- 793/4 Tube for rotation tool
- G** Straight edge for the alignment of the rudder pedals
- H** Back stay tool for the perfect alignment of forks and fork ends, composed by:
- H/1 Stem with lever
- H/4 Spacer for 120 mm. width
- H/4A Additional spacer for 125 mm. width (to match with spacer H/4)
- H/5 Cup
- I** 14t. freewheel tool, composed by:
- I/2 Ring nut lever holder
- 704 Insert for freewheel removing tool fig. I
- 704/1 Reducing insert tool fig. I for 13t. freewheel.
(This tool is furnished only upon specific request)
- N** Wheel dish tool for checking the centering of the rim to the locknuts of hubs
- R** Back stay tool for checking the hanger of the right hand fork end, composed by:
- R/1 Screw
- R/4 Rotating rod
- R/6 Spindle with lever



(follows at page 88)

(continues from page 87)

- 143/2 T wrench 6-8 mm.
- 710 Pedal wrench
- 771 Saddle spanner
- 2025 Special brake spanner
- P Axle holding tool
- Q Set of tools for cones and locknuts (13-14 mm.).
Upon request the set is furnished with tools 15-16 mm.

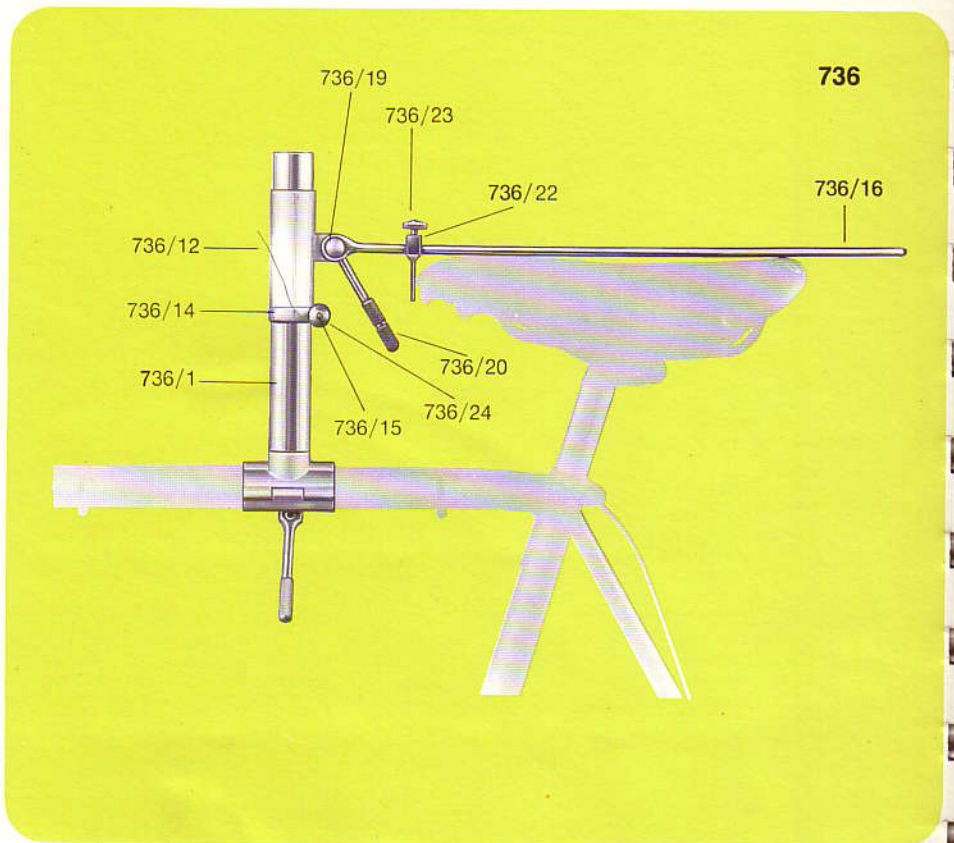
CAMPAGNOLO SPECIAL TOOLS

NON CONTAINED IN TOOL CASES 3380 - 3381

- 705 Pedal tap right hand
Ø 9/16" x 20F. thread
- 706 Pedal tap left hand
Ø 9/16" x 20F. thread
- 707 Gear hanger tap Ø 10 x 26F. thread
- 708 Mudguard eye tap M5 x 0,8
- 709 Rear end adjuster tap M3 x 0,5
- 736 Alignment to maintain in position the saddle when replacing the seat pin and the pin, composed by:
736/1 Stanchion with hinge
736/12 Sliding rod holder
736/14 Sliding adjusting clip
736/15 Clip fixing screw
736/16 Saddle positioning rod
736/19 Rod locking screw
736/20 Rod quick release lever
736/22 Saddle positioning plate
736/23 Plate quick release screw
736/24 Clip locking stirrup
- 1101 Pedal spanner, composed by:
1101/1 Multiple head (15-16-17 mm.)
1101/2 Head locking screw
1101/3 Multiple tool lever



771



736



143/2



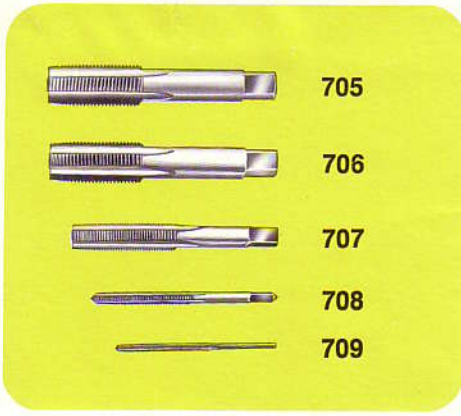
710



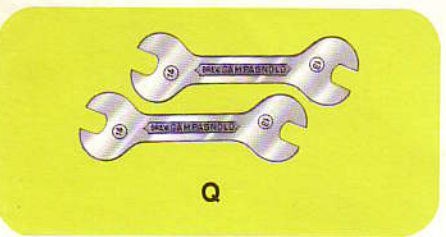
2025



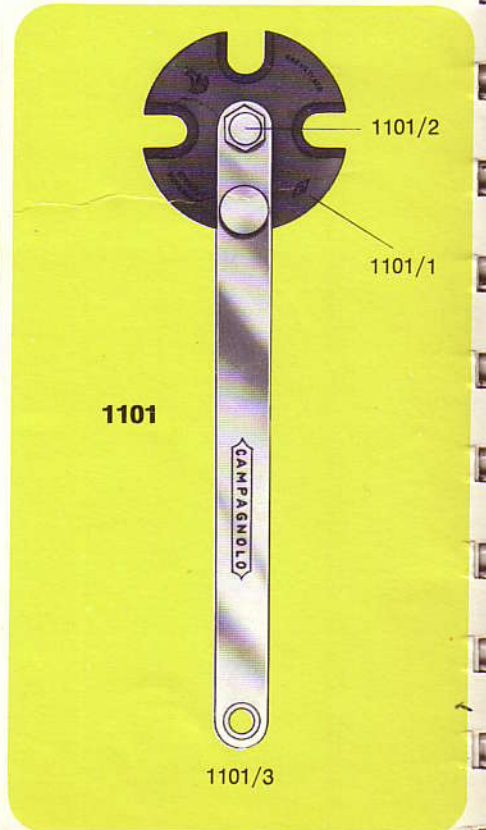
P



- 705
- 706
- 707
- 708
- 709



Q



1101

1101/3

1102 CAMPAGNOLO BICYCLE ASSEMBLING STAND



1102

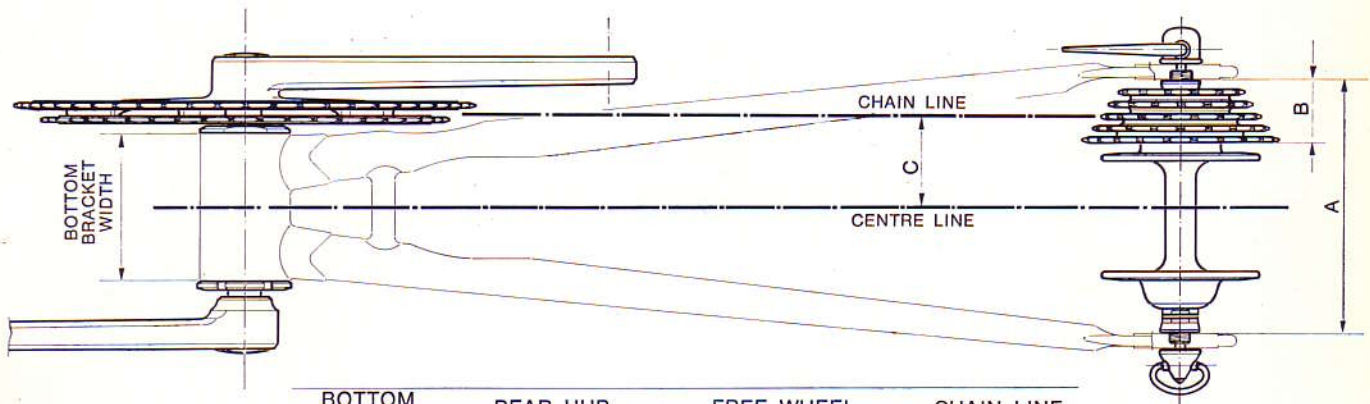
CHAIN LINES

pages 92-93

GEAR RATIO TABLES

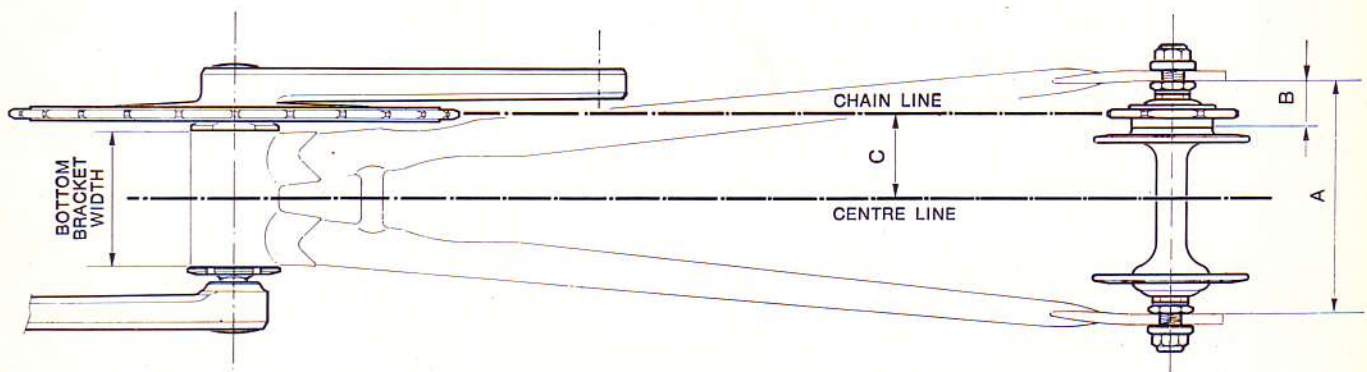
pages 94-95-96

ROAD CHAIN LINE



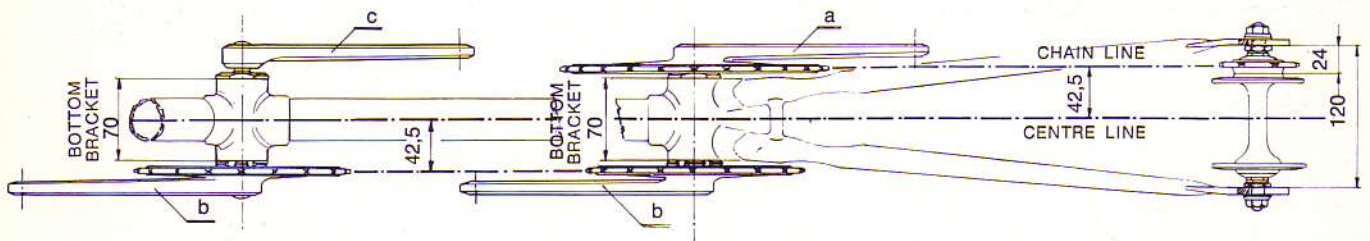
BOTTOM BRACKET WIDTH	REAR HUB WIDTH « A »	FREE WHEEL WIDTH « B »	CHAIN LINE « C »
68	120	29	43,5
70	120	29	43,5
74	120	29	43,5

TRACK CHAIN LINE



BOTTOM BRACKET WIDTH	REAR HUB WIDTH « A »	SPROCKET WIDTH « B »	CHAIN LINE « C »
65	110	21.5	40
68	110	21.5	40
68	120	24	42,5
70	120	24	42,5

TANDEM CHAIN LINE



- a** TRACK RIGHT HAND STANDARD CRANK
- b** TRACK RIGHT HAND CRANK WITH LEFT HAND THREAD
- c** TRACK LEFT HAND CRANK WITH RIGHT HAND THREAD

GEAR TABLES

Development in metres for a complete turn of cranks

$$\text{Ratio} = \frac{\text{Number of teeth on chainring}}{\text{Number of teeth on sprocket}} \times \text{diameter of wheel 670}$$

Number of teeth on sprocket	Number of teeth on chainring															
	6		7		8		9		10		11		12		13	
	12	13	14	15	16	17	18	19	20	21	22	23	24	25	26	
20 o 40	7,01	6,47	6,01	5,61	5,26	4,95	4,67	4,42	4,20	4,00	3,82	3,66	3,50	3,36	3,23	
41	7,19	6,63	6,16	5,75	5,39	5,07	4,79	4,53	4,31	4,10	3,92	3,75	3,59	3,44	3,31	
21 o 42	7,36	6,79	6,31	5,89	5,52	5,19	4,90	4,65	4,41	4,20	4,01	3,84	3,68	3,53	3,39	
43	7,54	6,96	6,46	6,03	5,65	5,32	5,02	4,76	4,52	4,30	4,11	3,93	3,77	3,61	3,47	
22 o 44	7,71	7,12	6,61	6,17	5,78	5,44	5,14	4,87	4,63	4,40	4,20	4,02	3,85	3,70	3,56	
45	7,89	7,28	6,76	6,31	5,91	5,57	5,26	4,98	4,73	4,50	4,30	4,11	3,94	3,78	3,64	
23 o 46	8,06	7,44	6,91	6,45	6,04	5,69	5,37	5,09	4,84	4,60	4,39	4,21	4,03	3,86	3,72	
47	8,24	7,60	7,06	6,59	6,18	5,81	5,49	5,20	4,94	4,70	4,49	4,30	4,12	3,95	3,80	
24 o 48	8,42	7,77	7,21	6,73	6,31	5,94	5,61	5,31	5,05	4,80	4,59	4,39	4,20	4,03	3,88	
49	8,59	7,93	7,36	6,87	6,44	6,06	5,72	5,42	5,15	4,91	4,68	4,48	4,29	4,12	3,96	
25 o 50	8,77	8,09	7,51	7,01	6,57	6,19	5,84	5,53	5,26	5,01	4,78	4,57	4,38	4,20	4,04	
51	8,94	8,25	7,66	7,15	6,70	6,31	5,96	5,64	5,36	5,11	4,87	4,66	4,47	4,28	4,12	
26 o 52	9,12	8,41	7,81	7,29	6,83	6,43	6,07	5,75	5,47	5,21	4,97	4,75	4,56	4,37	4,20	
53	9,29	8,58	7,96	7,43	6,96	6,56	6,19	5,86	5,57	5,31	5,06	4,84	4,62	4,45	4,28	
27 o 54	9,47	8,74	8,11	7,57	7,10	6,68	6,31	5,97	5,68	5,41	5,16	4,94	4,73	4,54	4,36	
55	9,64	8,90	8,26	7,71	7,23	6,80	6,42	6,08	5,78	5,51	5,25	5,03	4,82	4,62	4,45	
28 o 56	9,82	9,06	8,41	7,85	7,36	6,93	6,54	6,19	5,89	5,61	5,35	5,12	4,91	4,70	4,53	

$$\text{Ratio} = \frac{\text{Number of teeth on chainring}}{\text{Number of teeth on sprocket}} \times \text{diameter of wheel 680}$$

Number of teeth on sprocket	Number of teeth on chainring															
	6		7		8		9		10		11		12		13	
	12	13	14	15	16	17	18	19	20	21	22	23	24	25	26	
20 o 40	7,12	6,57	6,10	5,69	5,34	5,02	4,74	4,50	4,27	4,07	3,88	3,71	3,56	3,42	3,28	
41	7,30	6,73	6,25	5,84	5,47	5,15	4,86	4,60	4,37	4,17	3,98	3,80	3,64	3,50	3,36	
21 o 42	7,47	6,90	6,40	5,98	5,60	5,27	4,98	4,72	4,48	4,27	4,07	3,90	3,73	3,58	3,45	
43	7,65	7,06	6,56	6,12	5,74	5,40	5,10	4,83	4,59	4,37	4,17	3,99	3,82	3,67	3,53	
22 o 44	7,83	7,23	6,71	6,26	5,87	5,52	5,22	4,94	4,70	4,47	4,27	4,08	3,91	3,76	3,61	
45	8,01	7,39	6,86	6,40	6,00	5,65	5,34	5,05	4,80	4,57	4,37	4,18	4,00	3,84	3,69	
23 o 46	8,18	7,55	7,01	6,55	6,14	5,78	5,45	5,17	4,91	4,67	4,46	4,27	4,09	3,93	3,78	
47	8,36	7,72	7,17	6,69	6,27	5,90	5,57	5,28	5,02	4,78	4,56	4,36	4,18	4,01	3,86	
24 o 48	8,54	7,88	7,32	6,83	6,40	6,03	5,69	5,39	5,12	4,88	4,66	4,45	4,27	4,10	3,94	
49	8,72	8,05	7,47	6,97	6,54	6,15	5,81	5,50	5,23	4,98	4,75	4,55	4,36	4,18	4,02	
25 o 50	8,90	8,21	7,63	7,12	6,67	6,28	5,93	5,62	5,34	5,08	4,85	4,64	4,45	4,27	4,10	
51	9,07	8,38	7,78	7,26	6,81	6,40	6,05	5,73	5,44	5,18	4,95	4,73	4,54	4,35	4,19	
26 o 52	9,25	8,54	7,93	7,40	6,94	6,53	6,17	5,84	5,55	5,29	5,04	4,83	4,62	4,44	4,27	
53	9,43	8,70	8,08	7,54	7,07	6,66	6,29	5,95	5,66	5,39	5,14	4,92	4,71	4,52	4,35	
27 o 54	9,61	8,87	8,23	7,69	7,20	6,78	6,40	6,07	5,76	5,49	5,24	5,01	4,80	4,61	4,43	
55	9,79	9,03	8,36	7,81	7,31	6,87	6,49	6,16	5,83	5,59	5,33	5,10	4,89	4,69	4,51	
28 o 56	9,97	9,20	8,54	7,97	7,47	7,03	6,64	6,29	5,98	5,69	5,43	5,20	4,98	4,78	4,60	

$$\text{Ratio} = \frac{\text{Number of teeth on chainring}}{\text{Number of teeth on sprocket}} \times \text{diameter of wheel 690}$$

Number of teeth on sprocket	Number of teeth on chainring															
	6	7	8	9	10	11	12	13	6	7	8	9	10	11	12	13
	12	13	14	15	16	17	18	19	20	21	22	23	24	25	26	
20 o 40	7,22	6,67	6,19	5,78	5,41	5,09	4,81	4,56	4,33	4,12	3,94	3,76	3,61	3,46	3,33	
41	7,40	6,83	6,34	5,92	5,55	5,22	4,93	4,67	4,44	4,23	4,03	3,86	3,70	3,55	3,41	
21 o 42	7,58	7,00	6,50	6,07	5,68	5,35	5,05	4,79	4,54	4,33	4,13	3,95	3,79	3,64	3,49	
43	7,76	7,16	6,65	6,21	5,82	5,47	5,17	4,90	4,65	4,43	4,23	4,05	3,88	3,72	3,58	
22 o 44	7,94	7,33	6,81	6,35	5,95	5,60	5,29	5,01	4,76	4,54	4,33	4,14	3,97	3,81	3,66	
45	8,12	7,50	6,96	6,50	6,09	5,73	5,41	5,13	4,87	4,64	4,43	4,24	4,06	3,90	3,74	
23 o 46	8,31	7,67	7,12	6,64	6,22	5,86	5,53	5,24	4,98	4,74	4,53	4,33	4,15	3,98	3,83	
47	8,49	7,83	7,27	6,79	6,36	5,98	5,65	5,35	5,09	4,85	4,63	4,42	4,24	4,07	3,91	
24 o 48	8,67	8,00	7,43	6,93	6,49	6,11	5,78	5,47	5,20	4,95	4,72	4,52	4,33	4,16	3,99	
49	8,85	8,16	7,58	7,08	6,63	6,24	5,90	5,58	5,30	5,05	4,82	4,61	4,42	4,24	4,08	
25 o 50	9,03	8,33	7,74	7,22	6,76	6,37	6,02	5,70	5,41	5,16	4,92	4,71	4,51	4,33	4,16	
51	9,21	8,50	7,89	7,37	6,90	6,50	6,14	5,81	5,52	5,26	5,02	4,80	4,60	4,42	4,24	
26 o 52	9,39	8,66	8,05	7,51	7,03	6,62	6,26	5,92	5,63	5,36	5,12	4,89	4,69	4,50	4,33	
53	9,57	8,83	8,20	7,65	7,17	6,75	6,38	6,04	5,74	5,47	5,22	4,99	4,78	4,59	4,41	
27 o 54	9,75	9,00	8,35	7,80	7,30	6,88	6,50	6,15	5,85	5,57	5,31	5,08	4,87	4,68	4,49	
55	9,93	9,16	8,51	7,94	7,44	7,00	6,62	6,27	5,95	5,67	5,41	5,18	4,96	4,76	4,58	
28 o 56	10,11	9,33	8,66	8,09	7,57	7,13	6,74	6,38	6,06	5,77	5,51	5,27	5,05	4,85	4,66	

GEAR TABLE 27" WHEELS

	36	38	40	42	44	45	46	47	48	49	50	51	52	54
12	81.0	85.5	90.0	94.5	99.0	101.2	103.5	105.0	108.0	110.3	112.5	114.7	117.0	121.5
13	74.7	78.9	83.1	87.2	91.4	93.4	95.5	97.6	99.7	101.8	103.8	105.9	108.0	112.1
14	69.4	73.3	77.1	81.0	84.8	86.7	88.7	90.6	92.6	94.5	96.4	98.3	100.3	104.1
15	64.8	68.4	72.0	75.6	79.2	80.9	82.8	84.6	86.4	88.2	90.0	91.8	93.6	97.2
16	60.8	64.1	67.5	70.9	74.2	76.0	77.6	79.3	81.0	82.7	84.4	86.1	87.7	91.1
17	57.2	60.3	63.5	66.7	69.9	71.5	73.0	74.6	76.2	77.8	79.4	81.0	82.6	85.7
18	54.0	57.0	60.0	63.0	66.0	67.5	69.0	70.5	72.0	73.5	75.0	76.5	78.0	81.0
19	51.2	54.0	56.8	59.7	62.5	64.0	65.4	66.8	68.2	69.6	71.0	72.5	73.9	76.7
20	48.6	51.3	54.0	56.7	59.4	60.8	62.1	63.4	64.8	66.1	67.5	68.8	70.2	72.9
21	46.3	48.9	51.4	54.0	56.6	57.9	59.1	60.4	61.7	63.0	64.3	65.5	66.8	69.4
22	44.2	46.6	49.1	51.5	54.0	55.2	56.4	57.7	58.9	60.1	61.4	62.6	63.8	66.2
23	42.3	44.6	47.0	49.3	51.6	52.8	54.0	55.2	56.3	57.5	58.7	59.9	61.0	63.4
24	40.5	42.7	45.0	47.2	49.5	50.7	51.7	52.9	54.0	55.1	56.2	57.3	58.5	60.7
25	38.9	41.1	43.2	45.4	47.5	48.6	49.7	50.8	51.8	52.9	54.0	55.1	56.2	58.3
26	37.4	39.5	41.5	43.6	45.7	46.7	47.8	48.8	49.8	50.9	51.9	53.7	54.0	56.1

GEAR RATIOS NOT SHOWN ABOVE MAY BE CALCULATED AS FOLLOWS

$$\text{GEAR} = \frac{\text{Number of teeth on C/ring}}{\text{Number of teeth on Sprocket}} \times \text{Diameter of rear wheel in inches}$$

TRACK GEAR TABLES

◆ Development in metres for a complete turn of cranks.

● Gear = $\frac{\text{number of teeth on chainring}}{\text{number of teeth on sprocket}} \times \text{diameter rear wheel in inches.}$

Number of teeth on sprocket	Number of teeth on chainring																																
	28	29	30	31	32	33	34	35	55	56	57	58	59	60	61	62	63	64	65	66	67	68	69	70									
6 ○ 12	◆	m. 9,87	m. 10,04	m. 10,22	m. 10,40	m. 10,58	m. 10,76	m. 10,94	m. 11,12	m. 11,30	m. 11,48	m. 11,66	m. 11,84	m. 12,02	m. 12,20	m. 12,38	m. 12,56	123.7	126.0	128.2	130.5	132.7	135.0	137.2	139.5	141.7	144.0	146.2	148.5	150.7	153.0	155.2	157.5
	●	m. 9,11	m. 9,27	m. 9,44	m. 9,60	m. 9,77	m. 9,93	m. 10,10	m. 10,27	m. 10,43	m. 10,60	m. 10,76	m. 10,93	m. 11,09	m. 11,26	m. 11,43	m. 11,60	114.2	116.3	118.4	120.5	122.5	124.6	126.7	128.8	130.8	132.9	135.0	137.1	139.1	141.2	143.3	145.4
7 ○ 14	◆	m. 8,46	m. 8,61	m. 8,76	m. 8,92	m. 9,07	m. 9,22	m. 9,38	m. 9,53	m. 9,69	m. 9,84	m. 9,99	m. 10,15	m. 10,30	m. 10,46	m. 10,61	m. 10,76	106.0	108.0	109.9	118.8	113.8	115.7	117.6	119.5	121.5	123.4	125.3	127.3	129.2	131.1	133.0	135.0
	●	m. 7,89	m. 8,04	m. 8,18	m. 8,32	m. 8,47	m. 8,61	m. 8,75	m. 8,90	m. 9,04	m. 9,19	m. 9,33	m. 9,47	m. 9,62	m. 9,76	m. 9,90	m. 10,05	99.0	100.8	102.6	104.4	106.2	108.0	109.8	111.6	113.4	115.2	117.0	118.8	120.6	122.4	124.2	126.0
8 ○ 16	◆	m. 7,40	m. 7,53	m. 7,67	m. 7,80	m. 7,94	m. 8,07	m. 8,21	m. 8,34	m. 8,48	m. 8,61	m. 8,75	m. 8,88	m. 9,02	m. 9,15	m. 9,28	m. 9,42	92.8	94.5	96,2	97.9	99.5	101.2	102.9	104.6	106.3	108.0	109.7	111.4	113.0	114.7	116.4	118.1
	●																																